

Besov regularity for operator equations on patchwise smooth manifolds*

Stephan Dahlke Markus Weimar[†]

December 2, 2013

Abstract

We study regularity properties of solutions to operator equations on patchwise smooth manifolds $\partial\Omega$ such as, e.g., boundaries of polyhedral domains $\Omega \subset \mathbb{R}^3$. Using suitable biorthogonal wavelet bases Ψ , we introduce a new class of Besov-type spaces $B_{\Psi,q}^\alpha(L_p(\partial\Omega))$ of functions $u: \partial\Omega \rightarrow \mathbb{C}$. Special attention is paid on the rate of convergence for best n -term wavelet approximation to functions in these scales since this determines the performance of adaptive numerical schemes. We show embeddings of (weighted) Sobolev spaces on $\partial\Omega$ into $B_{\Psi,\tau}^\alpha(L_\tau(\partial\Omega))$, $1/\tau = \alpha/2 + 1/2$, which lead us to regularity assertions for the equations under consideration. Finally, we apply our results to a boundary integral equation of the second kind which arises from the double layer ansatz for Dirichlet problems for Laplace's equation in Ω .

Keywords: *Besov spaces, weighted Sobolev spaces, wavelets, adaptive methods, nonlinear approximation, integral equations, double layer, regularity, manifolds.*

Subject Classification: 30H25, 35B65, 42C40, 45E99, 46E35, 47B38, 65T60.

1 Introduction

In recent years, the adaptive numerical treatment of operator equations has become a field of increasing importance. Motivated by the enormous increase of computer power, more and more complicated models have been developed, analyzed and simulated. In practice, this might lead to systems involving hundreds of thousands or even millions of unknowns. Therefore, adaptive strategies are very often unavoidable to increase efficiency. In particular,

*This work has been supported by Deutsche Forschungsgemeinschaft DFG (DA 360/19-1).

[†]Corresponding author.

adaptive methods based on *wavelets* seem to have a lot of potential [21]. Based on the strong analytical properties of wavelets, in a series of papers [6, 7, 15] adaptive algorithms have been derived that are guaranteed to converge for a huge class of operators, including operators of negative order. Moreover, their convergence order is optimal in the sense that the algorithms realize the convergence order of best n -term wavelet approximation schemes. In the meantime, these investigations have been widely generalized, e.g., to wavelet frame algorithms [45, 46], to saddle point problems [16], and to nonlinear equations [8, 36]. This list is clearly not complete.

Although numerical experiments strongly indicate the potential of adaptive wavelet algorithms [1, 49], a sound mathematical foundation for the use of adaptivity seems to be more than desirable. To ensure that adaptivity really pays off in practice, the convergence order of adaptive schemes has to be compared to the order of nonadaptive (uniform) schemes. On the one hand, it is well-known that the power of uniform approximation schemes usually depends on the Sobolev smoothness of the object one wants to approximate. On the other hand, best n -term approximation schemes serve as the benchmark for adaptive strategies, and it is well-known that the approximation order that can be achieved by best n -term approximation algorithms depends on the smoothness in the specific scale (sometimes called the *adaptivity scale*) $B_\tau^s(L_\tau(\Omega))$, $1/\tau = s/d + 1/p$, of Besov spaces. We refer, e.g., to [14, 18, 24] for a detailed discussion of these relationships. Based on these facts, we can now make the following statement: the use of adaptivity is justified if the smoothness of the unknown solution in the adaptivity scale of Besov spaces is higher than its Sobolev smoothness. In the realm of elliptic partial differential equations, a lot of positive results have been established in the last years, see, e.g., [12, 13, 17, 19, 20, 28] (once again, this list is clearly not complete). In the meantime, also first results for stochastic evolution equations have been derived [5]. However, to our best knowledge, no results in this direction are known for integral equations such as the double layer or the single layer potential operator. Therefore the aim of this paper is to fill this gap and to study the Besov smoothness of the solutions to integral equations on patchwise smooth manifolds in order to justify the use of adaptive wavelet algorithms. We think that this is an important issue since in many applications such as the treatment of elliptic PDEs on unbounded, exterior domains the reduction to an integral equation on the boundary of the domain is very often the method of choice. We refer to the textbook [42] for a detailed discussion. Moreover, it seems that integral equations are particularly suited for the treatment by adaptive wavelet schemes since the vanishing moment property of wavelets can very efficiently be used to compress the usually densely populated system matrices; see, e.g., [22, 29, 44] for details. Indeed, in many cases, it has turned out that adaptive wavelet Galerkin boundary element methods (BEM) outperform other powerful methods such as, e.g., multipole expansions [40].

The starting point of our investigations has been the following observation. On smooth

manifolds, usually no gain (except for constants) in the adaptivity scale of Besov spaces compared to the Sobolev scale can be expected since then the problem is completely regular. Analogously to the case of elliptic PDEs on nonsmooth domains, one would conjecture that the situation is quite different on a general Lipschitz manifold. However, in this case one is faced with a serious problem: smoothness spaces such as Sobolev and Besov spaces constructed by charts and partitions of unity are usually only well-defined for smoothness parameters $s \leq 1$; see [47]! The situation is slightly better for patchwise smooth manifolds such as, e.g., boundaries of polyhedral domains in \mathbb{R}^3 ; then the upper bound is given by $s < \min\{3/2, s_{\partial\Omega}\}$, where $s_{\partial\Omega}$ only depends on the Lipschitz character of the domain. We refer again to [42]. But even then, the usual definition of Besov spaces for high smoothness parameters s does not make any sense. One might define these spaces as abstract trace spaces [43], but then no intrinsic characterization is available and it is unclear how a wavelet characterization of these spaces should look like. We therefore proceed in a different way as we shall now explain. Wavelets have the potential to characterize function spaces such as Besov spaces in the sense that weighted sequence norms of wavelet expansion coefficients are equivalent to smoothness norms [27, 32, 47]. Exactly these norm equivalences have been used to establish the already mentioned relationships of best n -term approximation and Besov regularity [18, 24, 25]. Therefore, given a suitable wavelet basis Ψ on the manifold under consideration, we *define* new Besov-type spaces $B_{\Psi,q}^\alpha(L_p(\partial\Omega))$ as the sets of all functions for which the wavelet coefficients satisfy specific decay conditions. For small values of s , these spaces clearly coincide with classical Besov spaces. As we shall see in Section 4.2, membership in these spaces again implies a certain decay rate of best n -term approximation schemes with respect to the underlying wavelet basis. Consequently, if it would be possible to show that the smoothness of the solutions to integral equations in these generalized Besov scales is generically larger compared to their Sobolev regularity, then the use of adaptive algorithms would be completely justified. The analysis presented in this paper shows that this is indeed the case, at least for patchwise smooth manifolds contained in \mathbb{R}^3 ; see Section 5.2 and Section 5.3.

The proof of this result uses the following properties of solutions to integral equations. On patchwise smooth manifolds, singularities at the interfaces might occur which can diminish the classical Sobolev smoothness of the solution. Nevertheless, the behaviour of these singularities can be controlled by means of specific *weighted* Sobolev spaces $X_\rho^k(\partial\Omega)$, where the weight is defined by some power of the distance to the interfaces. Under natural conditions, the solutions to integral equations are indeed contained in such spaces; see, e.g., [26] and Proposition 5.10. Then, it turns out that the combination of (low) classical Sobolev/Besov smoothness and (higher) weighted Sobolev regularity implies generalized Besov smoothness, i.e., an embedding

of the form

$$B_p^s(L_p(\partial\Omega)) \cap X_\rho^k(\partial\Omega) \hookrightarrow B_{\Psi,\tau}^\alpha(L_\tau(\partial\Omega)), \quad \frac{1}{\tau} = \frac{\alpha}{2} + \frac{1}{2},$$

holds. Since α can be chosen significantly larger than s , this result proves the claim. The non-standard embeddings stated above are clearly of independent interest, and they constitute the main result of this paper.

This paper is organized as follows. We start in Section 2 with some preparations concerning the parametrizations of surfaces. In Section 3, we introduce the weighted Sobolev spaces $X_\rho^k(\partial\Omega)$, and we recall basic properties of wavelets on manifolds as far as it is needed for our purposes. In Section 4 we define our new Besov-type spaces $B_{\Psi,q}^\alpha(L_p(\partial\Omega))$ and clarify the relations to best n -term wavelet approximation. Section 5 contains the main results of this paper. In Section 5.1 we state and prove the central non-standard embeddings mentioned above; see Theorem 5.1. For the proof, the wavelet coefficients of a function in $B_{\Psi,p}^s(L_p(\partial\Omega)) \cap X_\rho^k(\partial\Omega)$ have to be estimated. This is performed by combining the vanishing moment property of wavelets and Whitney-type estimates with the weighted Sobolev regularity. In Theorem 5.7, Section 5.2, we apply the embedding results to general operator equations. Finally, Theorem 5.9 in Section 5.3 discusses a very important test example, i.e., the double layer potential for the Laplace operator. Appendix A contains the proofs of several technical lemmata and auxiliary propositions, whereas in Appendix B (Section 7) we show results which are essential ingredients for the proof of our main Theorem 5.1.

Notation: For families $\{a_{\mathcal{J}}\}_{\mathcal{J}}$ and $\{b_{\mathcal{J}}\}_{\mathcal{J}}$ of non-negative real numbers over a common index set we write $a_{\mathcal{J}} \lesssim b_{\mathcal{J}}$ if there exists a constant $c > 0$ (independent of the context-dependent parameters \mathcal{J}) such that

$$a_{\mathcal{J}} \leq c \cdot b_{\mathcal{J}}$$

holds uniformly in \mathcal{J} . Consequently, $a_{\mathcal{J}} \sim b_{\mathcal{J}}$ means $a_{\mathcal{J}} \lesssim b_{\mathcal{J}}$ and $b_{\mathcal{J}} \lesssim a_{\mathcal{J}}$.

2 Parametrizations of surfaces

In this paper we restrict ourselves to Lipschitz surfaces $\partial\Omega$ which are boundaries of bounded, simply connected, closed polyhedra $\Omega \subset \mathbb{R}^3$ with finitely-many flat, quadrilateral sides and straight edges; see Figure 1.

In what follows we will pursue essentially two different (but equivalent) approaches to describe $\partial\Omega$ where both of them will be used later on. The first approach, based on a patchwise decomposition, is motivated by practical applications related to computer aided geometric design (CAGD). On the contrary, we will also work with a description in terms of tangent cones which seems to be more appropriate for the analysis of functions on $\partial\Omega$.

Consider the decomposition

$$\partial\Omega = \bigcup_{i=1}^I \overline{F}_i, \quad (1)$$

where \overline{F}_i denotes the closure of the i th (open) *patch* of $\partial\Omega$ which is a subset of some affine hyperplane in \mathbb{R}^3 , bounded by a closed polygonal chain connecting exactly four points (vertices of Ω). Note that neither the domain Ω nor the quadrilaterals F_i are assumed to be convex. In particular, some of the patches may possess a reentrant corner. However, we do require that the partition (1) is essentially disjoint in the sense that the intersection of any two patches $\overline{F}_i \cap \overline{F}_\ell$, $i \neq \ell$, is either empty, a common edge, or a common vertex of Ω . Furthermore, we will assume the existence of (sufficiently smooth) diffeomorphic parametrizations

$$\kappa_i: [0, 1]^2 \rightarrow \overline{F}_i, \quad i = 1, \dots, I,$$

which map the unit square onto these patches. Finally, we define the class of *patchwise smooth functions* on $\partial\Omega$ by

$$C_{\text{pw}}^\infty(\partial\Omega) := \left\{ u: \partial\Omega \rightarrow \mathbb{C} \mid u \text{ is globally continuous and } u|_{\overline{F}_i} \in C^\infty(\overline{F}_i) \text{ for all } i \right\}.$$

In the second approach the surface of Ω is modeled (locally) in terms of the boundary of its tangent cones \mathcal{C}_n subordinate to the vertices ν_1, \dots, ν_N of Ω . Recall that $x \in \mathbb{R}^3$ belongs to the (infinite) *tangent cone* \mathcal{C}_n on Ω , subordinate to the vertex ν_n , if either $x = \nu_n$, or

$$\{x' = \nu_n + \gamma(x - \nu_n) \in \mathbb{R}^3 \mid \gamma \in [0, c)\} \subset \Omega \quad \text{for some } c > 0.$$

The boundary of the cone \mathcal{C}_n , $n \in \{1, \dots, N\}$, consists of essentially disjoint, open plane sectors (called *faces*) which will be denoted by $\Gamma^{n,1}, \dots, \Gamma^{n,T_n}$, i.e.

$$\partial\mathcal{C}_n = \bigcup_{t=1}^{T_n} \overline{\Gamma^{n,t}}, \quad n = 1, \dots, N.$$

We stress that for every n the number of faces $T_n \geq 3$ can be arbitrary large (but finite). Moreover, note that for every pair (n, t) with $n \in \{1, \dots, N\}$ and $t \in \{1, \dots, T_n\}$ there exists a uniquely defined patch number $i(n, t) \in \{1, \dots, I\}$ such that

$$\nu_n \in \overline{F_{i(n,t)}} \quad \text{and} \quad F_{i(n,t)} \cap \Gamma^{n,t} \neq \emptyset. \quad (2)$$

It will be convenient to use local Cartesian (and/or polar) coordinates in each of the faces $\Gamma^{n,t}$. Formally that means we reparametrize every $\Gamma^{n,t}$ in \mathbb{R}^3 by some infinite plane sector

$$\widetilde{\Gamma^{n,t}} := \{y = (r \cos(\phi), r \sin(\phi)) \in \mathbb{R}^2 \mid r \in (0, \infty), \phi \in (0, \gamma_{n,t})\}$$

in \mathbb{R}^2 using a suitable, invertible mapping

$$R_{n,t}: \mathbb{R}^2 \supset \overline{\Gamma^{n,t}} \ni y \mapsto x \in \overline{\Gamma^{n,t}} \subset \mathbb{R}^3.$$

Hence, $R_{n,t}$ is a composition of some extension, rotation and translation that maps $0 \in \mathbb{R}^2$ onto the vertex ν_n of Ω . Observe that $R_{n,t}$ particularly preserves distances.

The advantage of the latter change of coordinates is that now functions $f_n: \partial\mathcal{C}_n \rightarrow \mathbb{C}$ can be described by a collection of functions $(f_{n,1}, \dots, f_{n,T_n})$, where

$$f_{n,t} := f_n|_{\overline{\Gamma^{n,t}}} \circ R_{n,t}: \overline{\Gamma^{n,t}} \rightarrow \mathbb{C}, \quad t = 1, \dots, T_n. \quad (3)$$

The following class of (complex-valued) *facewise smooth functions* with compact support in $\partial\mathcal{C}_n$ will be of some importance in the sequel:

$$C_{0,\text{fw}}^\infty(\partial\mathcal{C}_n) := \left\{ f_n \in C_0(\partial\mathcal{C}_n) \mid f_{n,t} \in C^\infty(\overline{\Gamma^{n,t}}) \text{ for all } t = 1, \dots, T_n \right\}.$$

In order to analyze functions defined on the whole surface $\partial\Omega$ we localize them to cones faces near the vertices of Ω , using a special resolution of unity.

A *special resolution of unity* on $\partial\Omega$ subordinate to the vertices ν_1, \dots, ν_N is a collection of non-negative functions $(\varphi_n)_{n=1}^N \subset C_{\text{pw}}^\infty(\partial\Omega)$ with the following features. Apart from the usual resolution property,

$$\sum_{n=1}^N \varphi_n(x) = 1 \quad \text{for all } x \in \partial\Omega, \quad (4)$$

we moreover assume that for all $n \in \{1, \dots, N\}$ there exist open neighborhoods

$$\nu_n \in \mathcal{U}_{n,0} \subsetneq \mathcal{U}_{n,1} \subsetneq \partial\Omega$$

such that

$$(U1) \quad \text{dist}(\mathcal{U}_{n,1}, F_\ell) \geq C_1 \quad \text{for all } \ell \in \{1, \dots, I\} \quad \text{with } \nu_n \notin \overline{F_\ell},$$

$$(U2) \quad \min\left\{ \text{dist}(\mathcal{U}_{n,1} \cap \Gamma^{n,t}, F_{i(n,t)} \setminus \Gamma^{n,t}) \mid t = 1, \dots, T_n \right\} \geq C_1,$$

and

$$\varphi_n(x) = \begin{cases} 1, & x \in \mathcal{U}_{n,0}, \\ 0, & x \in \partial\Omega \setminus \mathcal{U}_{n,1}. \end{cases}$$

Therein C_1 is some small, positive constant and $\text{dist}(M_1, M_2)$ denotes the shortest distance between the sets M_1 and M_2 along their common superset (which is $\partial\Omega$ or some affine

hyperplane, depending on the context). We visualized (U1) and (U2) by small arrows in the second picture of Figure 1 below.

Note that (U1) immediately implies the essentially disjoint representation

$$\mathcal{U}_{n,1} = \bigcup_{t=1}^{T_n} (\mathcal{U}_{n,1} \cap \overline{\Gamma^{n,t}}) \quad (5)$$

for all $n \in \{1, \dots, N\}$.

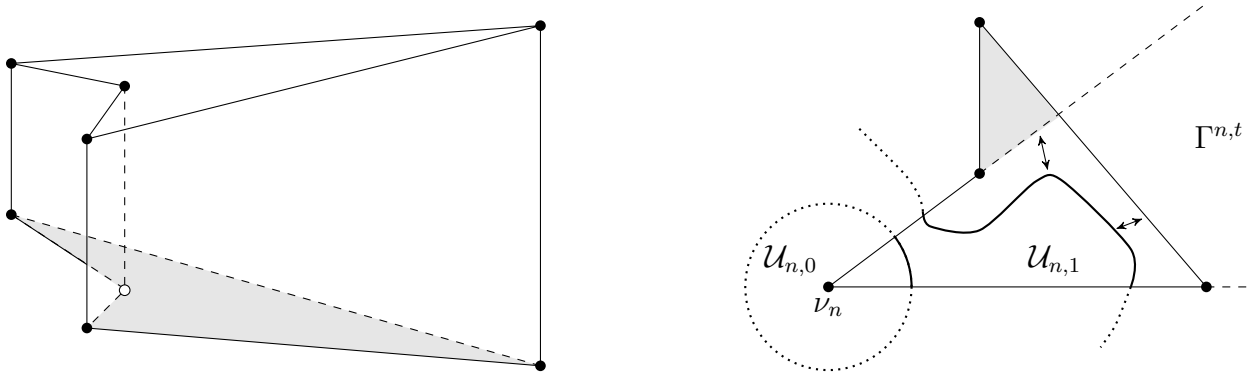


Figure 1: Boundary of some polyhedron $\Omega \subset \mathbb{R}^3$ with reentrant corners (left) and non-convex patch $F_{i(n,t)}$ illustrating conditions (U1) and (U2) of a special resolution of unity (right).

3 Function spaces of Sobolev type and wavelets

In the first part of this section we give a definition of weighted Sobolev spaces due to [26] which can be traced back to [38]. Afterwards, in Section 3.2, we state and discuss some common requirements of wavelet constructions on manifolds that will be needed for our purposes later on.

3.1 Weighted Sobolev spaces on $\partial\Omega$

We begin with weighted Sobolev spaces on the boundary of infinite (tangent) cones. As before the functions of interest are described facewise; see (3).

For compactly supported functions $f_n: \partial\mathcal{C}_n \rightarrow \mathbb{C}$, as well as $k \in \mathbb{N}_0$ and $\varrho, \mu \geq 0$, we define $\|f_n | X_{\varrho, \mu}^k(\partial\mathcal{C}_n)\|$ as

$$\|f_n | L_2(\partial\mathcal{C}_n)\| + \sum_{t=1}^{T_n} \sum_{\substack{\beta=(\beta_r, \beta_\phi) \in \mathbb{N}_0^2 \\ 1 \leq |\beta| \leq k}} \left\| r^{-\mu} (1+r)^\mu (qr)^{\beta_r} \left(\frac{\partial}{\partial r}\right)^{\beta_r} q^{\beta_\phi - \varrho} \left(\frac{\partial}{\partial \phi}\right)^{\beta_\phi} f_{n,t} \Big| L_2(\widetilde{\Gamma}^{n,t}) \right\|,$$

where, as usual, the sum over an empty set is to be interpreted as zero. Therein $f_{n,t}$ is assumed to be given in polar coordinates (r, ϕ) and q is defined by

$$q(\phi) := \min\{\phi, \gamma_{n,t} - \phi\} \in (0, \pi),$$

where $\gamma_{n,t}$ denotes the opening angle of $\widetilde{\Gamma}^{n,t}$. Hence, r and q measure the distance to the face boundary. For some $C_2 > 0$ and every $y \in \overline{\widetilde{\Gamma}^{n,t}}$ let

$$\Delta_{n,t}(y) := \text{dist}(y, \partial\widetilde{\Gamma}^{n,t}) \quad \text{and} \quad \delta_{n,t}(y) := \min\{C_2, \Delta_{n,t}(y)\}.$$

Then $y = (r \cos \phi, r \sin \phi)$ yields

$$\begin{aligned} \delta_{n,t}(y) &= \min\{C_2, r \cdot \sin(\min\{\pi/2, \phi, \gamma_{n,t} - \phi\})\} \\ &= \min\{C_2, r \cdot \sin(\min\{\pi/2, q(\phi)\})\} \\ &\leq \min\{C_2, r \cdot q(\phi)\} \\ &\leq r \cdot q(\phi). \end{aligned} \tag{6}$$

Following [26] weighted Sobolev spaces on the boundary of the cone \mathcal{C}_n can now be defined as the closure of all continuous, facewise smooth, compactly supported functions on $\partial\mathcal{C}_n$ with respect to this norm:

$$X_{\varrho, \mu}^k(\partial\mathcal{C}_n) := \overline{C_{0, \text{fw}}^\infty(\partial\mathcal{C}_n)} \Big| \cdot \Big|_{X_{\varrho, \mu}^k(\partial\mathcal{C}_n)} \quad \text{and} \quad X_\varrho^k(\partial\mathcal{C}_n) := X_{\varrho, \varrho}^k(\partial\mathcal{C}_n).$$

In what follows we will exclusively deal with the case $\mu = \varrho$ and small values of k . Under these restrictions the name *weighed Sobolev space* is justified by the following lemma which is proven in Section 6.

Lemma 3.1. *Let $n \in \{1, \dots, N\}$, $k \in \mathbb{N}$ and $0 \leq \varrho \leq k$. Then*

$$\left\| \delta_{n,t}^{k-\varrho} \cdot |\nabla^k f_{n,t}|_2 \Big| L_2(\widetilde{\Gamma}^{n,t}) \right\| \lesssim \|f_n | X_\varrho^k(\partial\mathcal{C}_n)\|$$

for all $t \in \{1, \dots, T_n\}$ and every $f_n \in X_\varrho^k(\partial\mathcal{C}_n)$, where $|\nabla^k f_{n,t}|_2$ denotes the Euclidean length of the vector of all k th-order derivatives of $f_{n,t}$.

With the help of a special resolution of unity $(\varphi_n)_{n=1}^N$ that localizes functions on $\partial\Omega \subset \bigcup_{n=1}^N \partial\mathcal{C}_n$ to the boundary of the tangent cones \mathcal{C}_n of Ω we define

$$\|u\|_{X_\varrho^k(\partial\Omega)} := \sum_{n=1}^N \|\varphi_n u\|_{X_\varrho^k(\partial\mathcal{C}_n)} \quad (7)$$

for $u: \partial\Omega \rightarrow \mathbb{C}$. Finally, for $k \in \mathbb{N}$ and $0 \leq \varrho \leq k$, we set

$$X_\varrho^k(\partial\Omega) := \overline{C_{\text{pw}}^\infty(\partial\Omega)} \|\cdot\|_{X_\varrho^k(\partial\Omega)}.$$

3.2 Wavelet bases and (unweighted) Sobolev spaces on $\partial\Omega$

During the past years, wavelets on domains $\Omega \subseteq \mathbb{R}^d$ have become a powerful tool in both pure and applied mathematics. More recently, several authors proposed various constructions of wavelet systems extending the idea of multiscale analysis to manifolds based on patchwise descriptions such as (1); see, e.g., [3, 4, 9, 23, 30, 31]. Later on in this paper, bases of these kinds will be used to define new types of Besov spaces on $\partial\Omega$. Therefore, in this subsection, we collect some basic properties that will be needed for this purpose.

With the help of the parametric liftings κ_i , $i = 1, \dots, I$, an inner product for functions $u, v: \partial\Omega \rightarrow \mathbb{C}$ can be defined patchwise by

$$\langle u, v \rangle := \sum_{i=1}^I \langle u \circ \kappa_i, v \circ \kappa_i \rangle_{\square},$$

where $\langle \cdot, \cdot \rangle_{\square}$ denotes the usual L_2 -inner product on the square $[0, 1]^2$. Since all κ_i are assumed to be sufficiently smooth the norm induced by $\langle \cdot, \cdot \rangle$ can be shown to be equivalent to the norm in $L_2(\partial\Omega)$:

$$\|\cdot\|_0 := \sqrt{\langle \cdot, \cdot \rangle} \sim \|\cdot\|_{L_2(\partial\Omega)}, \quad (8)$$

see, e.g., Formula (4.5.3) in [23].

Most of the known wavelet constructions are based on tensor products of boundary-adapted wavelets/scaling functions (defined on intervals) which are finally lifted to the patches F_i describing the surface $\partial\Omega$. A wavelet basis $\Psi = (\Psi^{\partial\Omega}, \tilde{\Psi}^{\partial\Omega})$ on $\partial\Omega$ then consists of two collections of functions $\psi_{j,\xi}^{\partial\Omega}$ and $\tilde{\psi}_{j,\xi}^{\partial\Omega}$, respectively, that form ($\langle \cdot, \cdot \rangle$ -biorthogonal) Riesz bases for $L_2(\partial\Omega)$. In particular, every $u \in L_2(\partial\Omega)$ has a unique expansion

$$u = P_{j^*-1}(u) + \sum_{j \geq j^*} \sum_{\xi \in \nabla_j^{\partial\Omega}} \langle u, \tilde{\psi}_{j,\xi}^{\partial\Omega} \rangle \psi_{j,\xi}^{\partial\Omega} \quad (9)$$

satisfying

$$\|u\|_{L_2(\partial\Omega)} \sim \|P_{j^*-1}(u)\|_{L_2(\partial\Omega)} + \left(\sum_{j \geq j^*} \sum_{\xi \in \nabla_j^{\partial\Omega}} \left| \langle u, \tilde{\psi}_{j,\xi}^{\partial\Omega} \rangle \right|^2 \right)^{1/2}.$$

Therein P_{j^*-1} denotes the biorthogonal projector that maps $L_2(\partial\Omega)$ onto the finite dimensional span of all generators on the coarsest level $j^* - 1$.

In the sequel, we will require that the wavelet basis under consideration satisfies all the conditions collected in the following assumption.

Assumption 3.2.

- (I) As indicated in (9), both (the primal and the dual) systems are indexed by their level of resolution $j \geq j^*$, as well as their location (and type) $\xi \in \nabla^{\partial\Omega}$. We assume that this collection of grid points on the surface $\partial\Omega$ can be split up according to the levels j and the patches \bar{F}_i :

$$\nabla^{\partial\Omega} = \bigcup_{j=j^*}^{\infty} \nabla_j^{\partial\Omega} \quad \text{where, for all } j \geq j^*, \quad \nabla_j^{\partial\Omega} = \bigcup_{i=1}^I \nabla_j^{F_i} \quad \text{with} \quad \#\nabla_j^{F_i} \sim 2^{2j}.$$

- (II) All dual wavelets are L_2 -normalized:

$$\left\| \tilde{\psi}_{j,\xi}^{\partial\Omega} \Big|_{L_2(\partial\Omega)} \right\| \sim 1 \quad \text{for all} \quad j \geq j^*, \xi \in \nabla_j^{\partial\Omega}. \quad (10)$$

- (III) We assume that all elements $\tilde{\psi}_{j,\xi}^{\partial\Omega} \in \tilde{\Psi}^{\partial\Omega}$ are compactly supported on $\partial\Omega$. Furthermore, we assume that their supports contain the corresponding grid point ξ and satisfy

$$\left| \text{supp } \tilde{\psi}_{j,\xi}^{\partial\Omega} \right| \sim 2^{-2j} \quad \text{for all} \quad j \geq j^*, \xi \in \nabla_j^{\partial\Omega}. \quad (11)$$

- (IV) Consider the set $\Pi_{\tilde{d}-1}([0, 1]^2)$ of polynomials \mathcal{P} on the unit square which have a total degree $\deg \mathcal{P}$ strictly less than \tilde{d} . Then we assume that the dual system $\tilde{\Psi}^{\partial\Omega}$ satisfies

$$\left\langle \mathcal{P}, \tilde{\psi}_{j,\xi}^{\partial\Omega} \circ \kappa_i \right\rangle_{\square} = 0 \quad \text{for all} \quad \mathcal{P} \in \Pi_{\tilde{d}-1}([0, 1]^2), \quad (12)$$

whenever $\tilde{\psi}_{j,\xi}^{\partial\Omega} \in \tilde{\Psi}^{\partial\Omega}$ is completely supported in the interior of some patch $F_i \subset \partial\Omega$, $i \in \{1, \dots, I\}$. This property is commonly known as *vanishing moment property* of order $\tilde{d} \in \mathbb{N}$.

(V) The number of dual wavelets at level j with distance 2^{-j} to one of the patch boundaries is of order 2^j , i.e.,

$$\#\left\{\xi \in \nabla_j^{\partial\Omega} \left| 0 < \text{dist}\left(\text{supp } \tilde{\psi}_{j,\xi}^{\partial\Omega}, \bigcup_{i=1}^I \partial F_i\right) \lesssim 2^{-j}\right.\right\} \sim 2^j \quad \text{for all } j \geq j^*. \quad (13)$$

Moreover, for the dual wavelets intersecting one of the patch interfaces we assume that

$$\#\left\{\xi \in \nabla_j^{\partial\Omega} \left| \text{supp } \tilde{\psi}_{j,\xi}^{\partial\Omega} \cap \bigcup_{i=1}^I \partial F_i \neq \emptyset\right.\right\} \lesssim 2^j \quad \text{for all } j \geq j^*.$$

(VI) Every point $x \in \partial\Omega$ is contained in the support of at most boundedly-many dual wavelets at level j :

$$\#\left\{\xi \in \nabla_j^{\partial\Omega} \left| x \in \text{supp } \tilde{\psi}_{j,\xi}^{\partial\Omega}\right.\right\} \lesssim 1 \quad \text{for all } j \geq j^* \quad \text{and each } x \in \partial\Omega. \quad (14)$$

(VII) Finally, we assume that the Sobolev spaces $H^s(\partial\Omega) = W^s(L_2(\partial\Omega))$ in the scale

$$-\frac{1}{2} < s < \min\left\{\frac{3}{2}, s_{\partial\Omega}\right\}$$

can be characterized by the decay of wavelet expansion coefficients, that is

$$\|u\|_{H^s(\partial\Omega)} \sim \|P_{j^*-1}(u)\|_{L_2(\partial\Omega)} + \left(\sum_{j \geq j^*} \sum_{\xi \in \nabla_j^{\partial\Omega}} 2^{2sj} \left|\langle u, \tilde{\psi}_{j,\xi}^{\partial\Omega} \rangle\right|^2\right)^{1/2}. \quad (15)$$

Here the spaces for negative s are defined by duality and $s_{\partial\Omega} \geq 1$ depends on the interior angles between different patches F_i of the manifold under consideration; cf. [23, Section 4.5].

Fortunately, all these assumptions are satisfied for all the constructions we mentioned at the beginning of this subsection. In particular, the *composite wavelet basis* as constructed in [23] is a typical example which will serve as our main reference. Note that although those wavelets are usually at most continuous across patch interfaces, they are able to capture arbitrary high smoothness in the interior by increasing the order of the underlying boundary-adapted wavelets.

4 Spaces of Besov type and their properties

The main objective of this section is to introduce new function spaces on $\partial\Omega$. These spaces are generalized Besov spaces which determine the decay rate of best n -term approximation. Moreover, we investigate a couple of useful properties of these scales of spaces.

4.1 Besov-type spaces on patchwise smooth manifolds

Besov spaces essentially generalize the concept of Sobolev spaces. On \mathbb{R}^d they are typically defined using harmonic analysis, finite differences, moduli of smoothness, or interpolation techniques. Characteristics (embeddings, interpolation results, and approximation properties) of these scales of spaces then require deep proofs within the classical theory of function spaces. Often they are obtained by reducing the assertion of interest to the level of sequences spaces by means of characterizations in terms of building blocks (atoms, local means, quarks, or wavelets). To mention at least a few references the reader is referred to the monographs [41, 47], as well as to the articles [25, 27, 35]. This list is clearly not complete.

Besov spaces on manifolds such as boundaries of domains in \mathbb{R}^d can be defined as trace spaces or via pullbacks based on (overlapping) resolutions of unity. In general traces of wavelets are not wavelets anymore, and if we use pullbacks then wavelet characterizations are naturally limited by the global smoothness of the underlying manifold. Therefore there seems to exist no approach, suitable for numerical applications, to define higher order (Besov) smoothness of functions defined on surfaces that are only patchwise smooth.

In the following we propose a notion of Besov-type spaces *based on* expansions w.r.t. some biorthogonal wavelet Riesz basis $\Psi = (\Psi^{\partial\Omega}, \tilde{\Psi}^{\partial\Omega})$ satisfying the conditions of the previous section which we assume to be given fixed:

Definition 4.1. *A tuple of real parameters (α, p, q) is said to be admissible if*

$$\frac{1}{2} \leq \frac{1}{p} \leq \frac{\alpha}{2} + \frac{1}{2} \quad \text{and} \quad 0 < q \leq \infty. \quad (16)$$

Given a wavelet basis $\Psi = (\Psi^{\partial\Omega}, \tilde{\Psi}^{\partial\Omega})$ on $\partial\Omega$ and a tuple of admissible parameters (α, p, q) let $B_{\Psi, q}^{\alpha}(L_p(\partial\Omega))$ denote the collection of all complex-valued functions $u \in L_2(\partial\Omega)$ such that the (quasi-) norm

$$\|u\|_{B_{\Psi, q}^{\alpha}(L_p(\partial\Omega))} := \|P_{j^*-1}(u)\|_{L_p(\partial\Omega)} + \left(\sum_{j \geq j^*} 2^{j(\alpha + 2[\frac{1}{2} - \frac{1}{p}])q} \left[\sum_{\xi \in \nabla_j^{\partial\Omega}} |\langle u, \tilde{\psi}_{j, \xi}^{\partial\Omega} \rangle|^p \right]^{q/p} \right)^{1/q}$$

is finite. If $q = \infty$ then we shall use the usual modification, i.e. we define

$$\|u\|_{B_{\Psi,\infty}^\alpha(L_p(\partial\Omega))} := \|P_{j^*-1}(u)|_{L_p(\partial\Omega)}\| + \sup_{j \geq j^*} 2^{j(\alpha+2[\frac{1}{2}-\frac{1}{p}])} \left[\sum_{\xi \in \nabla_j^{\partial\Omega}} |\langle u, \tilde{\psi}_{j,\xi}^{\partial\Omega} \rangle|^p \right]^{1/p}.$$

Remark 4.2. Let us add some comments on this definition:

- (i) First of all note that membership of u in $L_2(\partial\Omega)$ implies the unique expansion (9). In particular, the projector P_{j^*-1} , as well as the wavelet coefficients under consideration, are well-defined.
- (ii) Formally, different bases Ψ might lead to different function spaces even if all remaining parameters (α, p, q) that determine the spaces may coincide. On the other hand, there are good reasons to conjecture that spaces based on wavelet systems having similar properties (e.g. order of smoothness, vanishing moments) actually coincide. We will investigate this point in detail in an upcoming paper. Anyhow, from the application point of view, this does not really matter at all since in any case we are only interested in approximation properties with respect to the underlying basis.
- (iii) Observe that the defined expression simplifies when $p = q < \infty$. In this case

$$\|u\|_{B_{\Psi,p}^\alpha(L_p(\partial\Omega))} = \|P_{j^*-1}(u)|_{L_p(\partial\Omega)}\| + \left(\sum_{j \geq j^*} 2^{j\alpha p + j(p-2)} \sum_{\xi \in \nabla_j^{\partial\Omega}} |\langle u, \tilde{\psi}_{j,\xi}^{\partial\Omega} \rangle|^p \right)^{1/p}.$$

Let us briefly discuss the limiting cases for p under this restriction. For $p = q = 2$ the last formula reduces to the right-hand side of (15). Hence, if $0 \leq \alpha < \min\{3/2, s_{\partial\Omega}\}$ then $B_{\Psi,2}^\alpha(L_2(\partial\Omega))$ equals $H^\alpha(\partial\Omega)$ in the sense of equivalent norms. This particularly covers $L_2(\partial\Omega)$ itself, where $\alpha = 0$. On the other hand, for $p = q := \tau$ given by $1/\tau := \alpha/2 + 1/2$ the (quasi-) norms further simplify to

$$\|u\|_{B_{\Psi,\tau}^\alpha(L_\tau(\partial\Omega))} = \|P_{j^*-1}(u)|_{L_\tau(\partial\Omega)}\| + \left(\sum_{j \geq j^*} \sum_{\xi \in \nabla_j^{\partial\Omega}} |\langle u, \tilde{\psi}_{j,\xi}^{\partial\Omega} \rangle|^\tau \right)^{1/\tau} \quad (17)$$

which resembles the so-called adaptivity scale.

We conclude this subsection by collecting basic properties of the Besov-type spaces introduced above. To start with, we note that using standard arguments it can be shown

that all spaces $B_{\Psi,q}^\alpha(L_p(\partial\Omega))$ are quasi-Banach spaces, Banach spaces if and only if $p \geq 1$ and $q \geq 1$, and Hilbert spaces if and only if $p = q = 2$.

In Appendix A (Section 6) a proof of the following standard embeddings can be found.

Proposition 4.3. *For $\gamma \in \mathbb{R}$ let $(\alpha + \gamma, p_0, q_0)$ and (α, p_1, q_1) be admissible parameter tuples. Then we have the continuous embedding*

$$B_{\Psi,q_0}^{\alpha+\gamma}(L_{p_0}(\partial\Omega)) \hookrightarrow B_{\Psi,q_1}^\alpha(L_{p_1}(\partial\Omega))$$

if and only if one of the following conditions applies

- $\gamma > 2 \cdot \max\left\{0, \frac{1}{p_0} - \frac{1}{p_1}\right\}$
- $\gamma = 2 \cdot \max\left\{0, \frac{1}{p_0} - \frac{1}{p_1}\right\}$ and $q_0 \leq q_1$.

The subsequent remark discusses some special cases.

Remark 4.4. *Let $p_0 = q_0 < \infty$, as well as $p_1 = q_1 < \infty$.*

(i) *Setting $p_0 := p_1 := 2$ and assuming $0 \leq \alpha \leq \alpha + \gamma < \min\{3/2, s_{\partial\Omega}\}$ we see that Proposition 4.3 covers the well-known embeddings within the scale of Sobolev (Hilbert) spaces: $H^{\alpha+\gamma}(\partial\Omega) \hookrightarrow H^\alpha(\partial\Omega)$.*

(ii) *Again let $p_0 := 2$. Setting $p_1 := \tau := (\alpha/2 + 1/2)^{-1}$ then shows*

$$H^s(\partial\Omega) \hookrightarrow B_{\Psi,\tau}^\alpha(L_\tau(\partial\Omega)) \quad \text{for all } 0 \leq \alpha < s,$$

provided that $0 < s < \min\{3/2, s_{\partial\Omega}\}$ such that (15) applies. Note that this is optimal in the sense that $\alpha \geq s$ is not possible (in this generality) since Proposition 4.3 shows that there are no embeddings at all if $\gamma < 0$ (or if $\gamma = 0$ and $q_0 > q_1$). However, in Section 5.1 below we will show that functions in $H^s(\partial\Omega)$ possess Besov smoothness $\alpha > s$ if they also belong to some weighted Sobolev space.

(iii) *Finally we set $p_0 := \tau_0 := ([\alpha + \gamma]/2 + 1/2)^{-1}$ and $p_1 := \tau_1 := (\alpha/2 + 1/2)^{-1}$. Then we obtain the natural embedding*

$$B_{\Psi,\tau_0}^{\alpha+\gamma}(L_{\tau_0}(\partial\Omega)) \hookrightarrow B_{\Psi,\tau_1}^\alpha(L_{\tau_1}(\partial\Omega)).$$

along the adaptivity scale. This resembles the classical Sobolev embedding.

The embeddings stated in Proposition 4.3 can be illustrated by a *DeVore-Triebel diagram*; see Figure 2. Therein the solid half-lines starting from the point $(1/2, 0)$ (which corresponds to the space $L_2(\partial\Omega)$) describe the boundaries of the area of admissible parameters (16). They contain Hilbert spaces such as $H^{s'}(\partial\Omega) = B_{\Psi,2}^{s'}(L_2(\partial\Omega))$ on the left, as well as the adaptivity scale $B_{\Psi,\tau}^\alpha(L_\tau(\partial\Omega))$, with $1/\tau = \alpha/2 + 1/2$ and $\alpha \geq 0$, on the right. Moreover, the shaded region refers to all spaces which are embedded into $H^{s'}(\partial\Omega)$, whereas the arrows indicate limiting cases for possible embeddings of the space $B_{\Psi,p}^s(L_p(\partial\Omega))$.

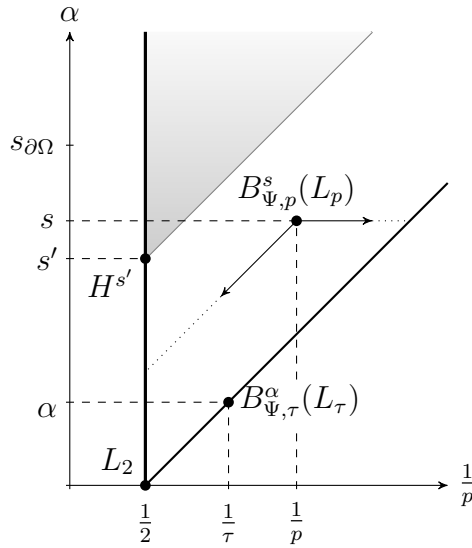


Figure 2: DeVore-Triebel diagram indicating the area of admissible parameters, as well as standard embeddings stated in Proposition 4.3.

Finally, the following (complex) interpolation result holds. Its proof, as well as further explanations on the used method, is postponed to Appendix A.

Proposition 4.5. *Let (α_0, p_0, q_0) and (α_1, p_1, q_1) be admissible parameter tuples such that $\min\{q_0, q_1\} < \infty$. Then we have (in the sense of equivalent quasi-norms)*

$$\left[B_{\Psi,q_0}^{\alpha_0}(L_{p_0}(\partial\Omega)), B_{\Psi,q_1}^{\alpha_1}(L_{p_1}(\partial\Omega)) \right]_{\Theta} = B_{\Psi,q_{\Theta}}^{\alpha_{\Theta}}(L_{p_{\Theta}}(\partial\Omega)) \quad \text{for all } \Theta \in (0, 1),$$

where $(\alpha_{\Theta}, p_{\Theta}, q_{\Theta})$, given by $\alpha_{\Theta} := (1 - \Theta)\alpha_0 + \Theta\alpha_1$, $1/p_{\Theta} := (1 - \Theta)/p_0 + \Theta/p_1$, and $1/q_{\Theta} := (1 - \Theta)/q_0 + \Theta/q_1$, defines an admissible tuple of parameters.

4.2 Best n -term wavelet approximation

Let us recall the abstract definition of the concept of best n -term approximation:

Definition 4.6. *Let G denote a (quasi-) normed space and let $\mathcal{B} = \{f_1, f_2, \dots\}$ be some countable subset of G . Then*

$$\sigma_n(f; \mathcal{B}, G) := \inf_{i_1, \dots, i_n \in \mathbb{N}} \inf_{c_1, \dots, c_n \in \mathbb{C}} \left\| f - \sum_{m=1}^n c_m f_{i_m} \right\|_G, \quad n \in \mathbb{N}, \quad (18)$$

defines the error of the best n -term approximation to some element f w.r.t. the dictionary \mathcal{B} in the (quasi-) norm of G .

Since i_1, \dots, i_n and c_1, \dots, c_n may depend on f in an arbitrary way this reflects how well we can approximate f using a finite linear combination of elements in \mathcal{B} . Obviously these linear combinations form a highly non-linear manifold in the linear space G . In practice, one is clearly interested in the order of convergence that can be achieved by best n -term approximation schemes since this is in a certain sense the best we can expect. Of course, to get a reasonable result, additional information (such as further smoothness properties) of the target function f is needed. This is usually modeled by some additional (quasi-) normed space F . Hence, if F denotes such a space which is embedded into G then we may study the asymptotic behavior of

$$\sigma_n(F; \mathcal{B}, G) := \sup_{\substack{f \in F, \\ \|f\|_F \leq 1}} \sigma_n(f; \mathcal{B}, G)$$

because it serves as a benchmark of how well optimal non-linear methods based on the dictionary \mathcal{B} can approximate the embedding $F \hookrightarrow G$. A prominent class of examples of such methods are algorithms based on wavelet expansions that use adaptive refinement strategies in contrast to linear, non-adaptive methods using uniform grid refinement; see, e.g., [18, Section 3] for a detailed discussion.

We study the introduced quantities for the case where F and G are Besov-type spaces $B_{\Psi, q}^\alpha(L_p(\partial\Omega))$ and $\mathcal{B} = \Psi^{\partial\Omega}$ is the system of primal wavelets discussed in Section 3.2. The following assertion is proven in Appendix A; see Section 6.

Proposition 4.7. *For $\gamma \in \mathbb{R}$ let $(\alpha + \gamma, p_0, q_0)$ and (α, p_1, q_1) be admissible parameter tuples. If $\gamma > 2 \cdot \max\left\{0, \frac{1}{p_0} - \frac{1}{p_1}\right\}$ then*

$$\sigma_n(B_{\Psi, q_0}^{\alpha+\gamma}(L_{p_0}(\partial\Omega)); \Psi^{\partial\Omega}, B_{\Psi, q_1}^\alpha(L_{p_1}(\partial\Omega))) \sim n^{-\gamma/2}.$$

Moreover, if one of the following conditions is satisfied

- $\gamma = 0 \geq 2 \cdot \left(\frac{1}{p_0} - \frac{1}{p_1} \right)$ and $q_0 \leq q_1$
- $\gamma = 2 \cdot \left(\frac{1}{p_0} - \frac{1}{p_1} \right) > 0$ and $q_0 \leq p_0 < p_1 \leq q_1$

then

$$\sigma_n(B_{\Psi, q_0}^{\alpha+\gamma}(L_{p_0}(\partial\Omega)); \Psi^{\partial\Omega}, B_{\Psi, q_1}^{\alpha}(L_{p_1}(\partial\Omega))) \lesssim n^{-\gamma/2}.$$

Remark 4.8. *Some comments are in order:*

(i) *Note that Proposition 4.7 covers all possible embeddings within our scale of Besov-type spaces (see Proposition 4.3), except of some limiting cases which violate the chain of inequalities $q_0 \leq p_0 < p_1 \leq q_1$ in the last condition.*

(ii) *In view of the applications outlined below we are particularly interested in the rate of convergence of best n -term approximation of*

$$u \in B_{\Psi, \tau}^{s+\gamma}(L_{\tau}(\partial\Omega)), \quad \tau := (\gamma/2 + 1/2)^{-1},$$

w.r.t. the norm in $H^s(\partial\Omega)$. This special case is covered setting $p_1 := q_1 := 2$, as well as $p_0 := q_0 := \tau \leq 2$, and $\alpha := s \in [0, \max\{3/2, s_{\partial\Omega}\})$.

(iii) *The missing lower bounds in the limiting cases for γ are due to the fact that here an exact characterization of the behavior of σ_n is more complicated than in the non-limiting cases; see, e.g. [18, Remark 18]. Anyhow, the upper bound we stated is optimal w.r.t. the rate of convergence. In what follows we only need this upper estimate.*

Remark 4.9. *In conclusion, up to now we successfully introduced a new scale of Besov-type spaces of functions on $\partial\Omega$ which behaves similar to well-established scales of function spaces on \mathbb{R}^d and domains, respectively. In particular, we were able to determine the rate of best n -term wavelet approximation in this new scale. Note that, in contrast to existing approaches which are, e.g., based on charts, our spaces are well-defined even for arbitrary high smoothness. To justify the definition completely, it remains to show that these new spaces are reasonably large. To this end, we will prove that (under natural conditions) they contain functions in classical smoothness spaces which are in addition contained in weighted Sobolev spaces. As we shall see later on, this particularly covers solutions to boundary operator equations such as the classical double layer equation for the Laplacian.*

5 Main results

In this section we are going to present our main results on Besov regularity for operator equations defined on patchwise smooth surfaces. A major step in the proof is based on the continuous embedding

$$B_{\Psi,p}^s(L_p(\partial\Omega)) \cap X_\varrho^k(\partial\Omega) \hookrightarrow B_{\Psi,\tau}^\alpha(L_\tau(\partial\Omega))$$

Since it considerably extends the statements in Proposition 4.3 it is of interest on its own. Thus, we formulate it as an individual result (Theorem 5.1) in the next subsection, whereas the general regularity assertion (Theorem 5.7), as well as its application to the double layer potential for the Laplacian (Theorem 5.9), can be found in Section 5.2 and Section 5.3, respectively.

Throughout the whole section $\partial\Omega$ denotes the patchwise smooth boundary of some three-dimensional domain Ω as described in Section 2. Moreover, we assume to be given a biorthogonal wavelet Riesz basis $\Psi = (\Psi^{\partial\Omega}, \tilde{\Psi}^{\partial\Omega})$ on $\partial\Omega$ satisfying the requirements stated in Assumption 3.2, Section 3.2.

5.1 Non-standard embeddings

The embedding theorem reads as follows.

Theorem 5.1. *Assume $\tilde{d} \in \mathbb{N}$, $k \in \{1, 2, \dots, \tilde{d}\}$, as well as $\varrho \in (0, k)$, and let (s, p, p) be an admissible tuple of parameters with $s > 0$. Then all tuples (α, τ, τ) satisfying*

$$\frac{1}{\tau} = \frac{\alpha}{2} + \frac{1}{2} \quad \text{and} \quad 0 \leq \alpha < 2\alpha^* \quad \text{with} \quad \alpha^* := \min \left\{ \varrho, k - \varrho, s - \left(\frac{1}{p} - \frac{1}{2} \right) \right\} \quad (19)$$

are admissible in the sense of (16) and we have the continuous embedding

$$B_{\Psi,p}^s(L_p(\partial\Omega)) \cap X_\varrho^k(\partial\Omega) \hookrightarrow B_{\Psi,\tau}^\alpha(L_\tau(\partial\Omega)).$$

That means, for all $u \in B_{\Psi,p}^s(L_p(\partial\Omega)) \cap X_\varrho^k(\partial\Omega)$ it holds

$$\|u\|_{B_{\Psi,\tau}^\alpha(L_\tau(\partial\Omega))} \lesssim \max \{ \|u\|_{B_{\Psi,p}^s(L_p(\partial\Omega))}, \|u\|_{X_\varrho^k(\partial\Omega)} \}. \quad (20)$$

The stated embedding is illustrated by the left DeVore-Triebel diagram in Figure 3. Therein the solid line corresponds to the target spaces $B_{\Psi,\tau}^\alpha(L_\tau(\partial\Omega))$ satisfying (19) with $\min\{\varrho, k - \varrho\} \geq s$.

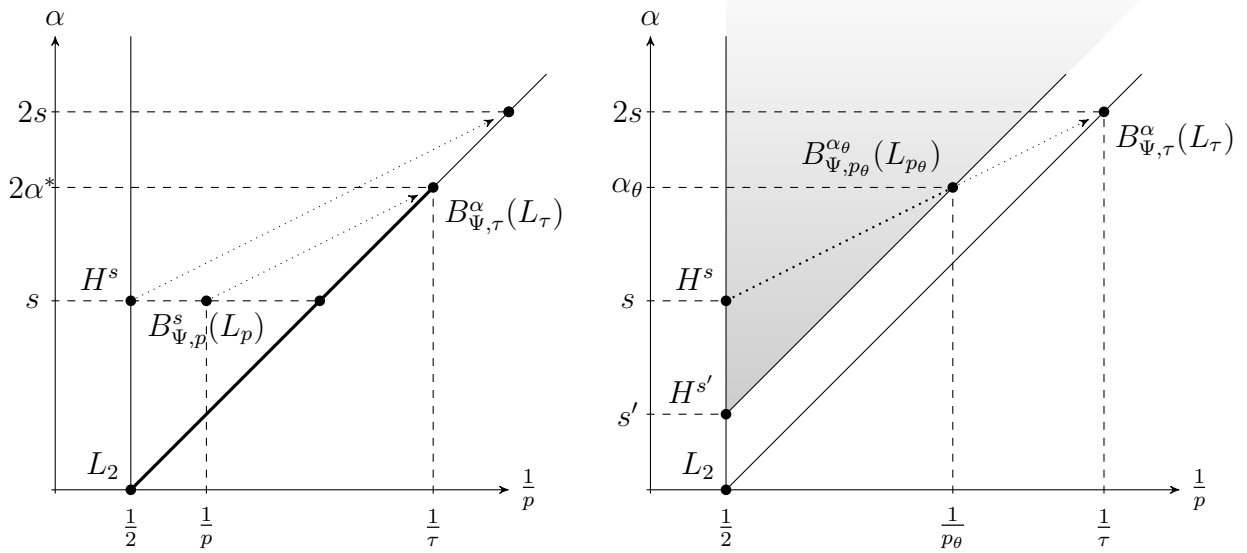


Figure 3: DeVore-Triebel diagrams indicating the results of Theorem 5.1 (left) and Theorem 5.7 (right). In both cases we assumed $\min\{\varrho, k - \varrho\} \geq s$ such that we can take $\alpha = 2\alpha^* - \delta$ with arbitrary small $\delta > 0$.

Remark 5.2. From the application point of view the case $p = 2$ is of special interest since $B_{\Psi, 2}^s(L_2(\partial\Omega)) = H^s(\partial\Omega)$, as long as s is sufficiently small; cf. Remark 4.2(iii) in Section 4.1. In this case Theorem 5.1 shows that functions u on the two-dimensional manifold $\partial\Omega$ which have Sobolev regularity s possess a Besov regularity α that can be essentially twice as large as s , provided that they are sufficiently regular on the smooth parts of the surface (i.e. if $u \in X_\varrho^k(\partial\Omega)$ with $\min\{\varrho, k - \varrho\} \geq s$). This resembles the gain of regularity by a factor of $d/(d - 1)$ for functions on bounded Lipschitz domains $\Omega' \subset \mathbb{R}^d$ with additional properties. For details we refer to [17, 28].

The proof of Theorem 5.1 which is stated at the end of this subsection is inspired by ideas first given in [17]. Since it clearly suffices to show (20), we need to estimate wavelet coefficients $\langle u, \tilde{\psi}_{j, \xi}^{\partial\Omega} \rangle$ for all $j \geq j^*$ and $\xi \in \nabla_j^{\partial\Omega}$; see (17). We split our analysis into two parts: At first, we bound the contribution of the dual wavelets supported in the vicinity of patch boundaries (*interface wavelets*) in terms of the norm of u in $B_{\Psi, p}^s(L_p(\partial\Omega))$. Afterwards we take into account all *interior* (dual) wavelets $\tilde{\psi}_{j, \xi}^{\partial\Omega}$, i.e. those which are completely supported in the interior of some patch $F_i \subset \partial\Omega$. Then, using a Whitney-type argument, the respective coefficients will be estimated by the norm of u in the weighted Sobolev space $X_\varrho^k(\partial\Omega)$.

We describe the mentioned splitting in detail. Given $j \geq j^*$ and $i \in \{1, \dots, I\}$ let $\nabla_{j,\text{int}}^{F_i}$ denote the set of all $\xi \in \nabla_j^{F_i}$ such that there exist cubes $Q_{j,\xi}^\square \subset (0, 1)^2$, as well as balls $B_{j,\xi} \subset F_i$, with the following properties:

$$(B1) \quad \text{supp } \tilde{\psi}_{j,\xi}^{\partial\Omega} \subset \kappa_i(Q_{j,\xi}^\square) \subset B_{j,\xi} \subset F_i,$$

$$(B2) \quad \text{rad } B_{j,\xi} \sim \left| \text{supp } \tilde{\psi}_{j,\xi}^{\partial\Omega} \right|^{1/2}, \text{ and}$$

$$(B3) \quad \text{dist}(B_{j,\xi}, \partial F_i) > 2^{-j}.$$

Here $\text{rad } B$ denotes the radius of the ball B . Setting

$$\nabla_{j,\text{int}} := \bigcup_{i=1}^I \nabla_{j,\text{int}}^{F_i}, \quad \text{as well as} \quad \nabla_{j,\text{bnd}} := \bigcup_{i=1}^I (\nabla_j^{F_i} \setminus \nabla_{j,\text{int}}^{F_i}),$$

we obviously have

$$\nabla_j^{\partial\Omega} = \bigcup_{i=1}^I \nabla_j^{F_i} = \nabla_{j,\text{int}} \cup \nabla_{j,\text{bnd}} \quad \text{for every } j \geq j^*.$$

Moreover, the properties of the underlying wavelet bases imply that the number of dual wavelets at level j with $\text{dist}(\text{supp } \tilde{\psi}_{j,\xi}^{\partial\Omega}, \partial F_i) \lesssim 2^{-j}$ scales like 2^j ; see (13) in Assumption 3.2. This implies the estimate $\#(\nabla_j^{F_i} \setminus \nabla_{j,\text{int}}^{F_i}) \lesssim 2^j$ and hence

$$\#\nabla_{j,\text{bnd}} \lesssim 2^j, \quad \text{whereas} \quad \#\nabla_{j,\text{int}} \sim 2^{2j}. \quad (21)$$

The contribution of the wavelets near patch boundaries to the norm of u in the Besov-type space $B_{\Psi,\tau}^\alpha(L_\tau(\partial\Omega))$ can now be estimated as follows. For the proof we refer to Section 7.

Proposition 5.3. *Let (s, p, τ) denote an admissible tuple of parameters and assume that*

$$\frac{1}{2} \leq \frac{1}{\tau} \leq \frac{1}{p} \quad \text{or} \quad \frac{1}{p} < \frac{1}{\tau} < 1 - \frac{1}{p} + s.$$

Then for all $u \in B_{\Psi,p}^s(L_p(\partial\Omega))$

$$\sum_{j \geq j^*} \sum_{\xi \in \nabla_{j,\text{bnd}}} \left| \langle u, \tilde{\psi}_{j,\xi}^{\partial\Omega} \rangle \right|^\tau \lesssim \|u\|_{B_{\Psi,p}^s(L_p(\partial\Omega))}^\tau.$$

In order to give an efficient treatment of the interior wavelets indexed by $\xi \in \nabla_{j,\text{int}}$, we need to split this index set further according to the faces $\Gamma^{n,t}$ of the cones \mathcal{C}_n ; see Section 2. For $j \geq j^*$, $n \in \{1, \dots, N\}$, and $t \in \{1, \dots, T_n\}$ let us define

$$\nabla_{j,\text{int}}^{n,t} := \left\{ \xi \in \nabla_{j,\text{int}} \mid \mathcal{U}_{n,1} \cap \overline{\Gamma^{n,t}} \cap B_{j,\xi} \neq \emptyset \right\}. \quad (22)$$

The main properties of this splitting are described by the subsequent lemma. Again the proof can be found in Appendix B, Section 7.

Lemma 5.4. *Let $j \geq j^*$ and $k \in \{1, 2, \dots, \tilde{d}\}$, $\tilde{d} \in \mathbb{N}$. Then*

$$\nabla_{j,\text{int}} = \bigcup_{n=1}^N \bigcup_{t=1}^{T_n} \nabla_{j,\text{int}}^{n,t} \quad (23)$$

and for all $\xi \in \nabla_{j,\text{int}}^{n,t}$ we have

$$2^{-j} < \Delta_{j,\xi}^{n,t} \leq C_3, \quad (24)$$

where $\Delta_{j,\xi}^{n,t} := \text{dist}(B_{j,\xi}, \partial\Gamma^{n,t})$ denotes the distance of the ball $B_{j,\xi}$ to the cone face boundary $\partial\Gamma^{n,t}$ and $C_3 := \max\{\text{diam } \overline{F_i} \mid i = 1, \dots, I\}$. Moreover we have the following cancellation property for functions $g: \partial\Omega \rightarrow \mathbb{C}$:

$$\left| \left\langle g, \tilde{\psi}_{j,\xi}^{\partial\Omega} \right\rangle \right| \lesssim 2^{-kj} |g|_{W^k(L_2(B_{j,\xi}))}, \quad j \geq j^*, \quad \xi \in \nabla_{j,\text{int}}^{n,t}. \quad (25)$$

Here derivatives used in the $W^k(L_2(B_{j,\xi}))$ semi-norm have to be understood w.r.t. local Cartesian coordinates in the interior of the two-dimensional surface patches F_i .

Finally, for every j , n , and t , we split up the index sets $\nabla_{j,\text{int}}^{n,t}$ defined in (22) into disjoint subsets

$$\nabla_{j,\text{int}}^{n,t}(a) := \left\{ \xi \in \nabla_{j,\text{int}}^{n,t} \mid a 2^{-j} < \Delta_{j,\xi}^{n,t} \leq (a+1) 2^{-j} \right\}, \quad a \in \mathbb{N}. \quad (26)$$

Note that due to (24) there are only finitely many $a \in \mathbb{N}$ such that $\nabla_{j,\text{int}}^{n,t}(a)$ is not empty. Furthermore, using standard arguments it is easy to see that

$$\#\nabla_{j,\text{int}}^{n,t}(a) \lesssim 2^j \quad (27)$$

with an implied constant that is independent of j , n , t , and a .

Now we are well-prepared to give a bound on the contribution of the interior wavelets to the norm of u in the Besov-type space $B_{\Psi,\tau}^\alpha(L_\tau(\partial\Omega))$, $1/\tau = \alpha/2 + 1/2$; for a detailed proof see Section 7.

Proposition 5.5. *Let $\tilde{d} \in \mathbb{N}$,*

$$k \in \{1, 2, \dots, \tilde{d}\}, \quad \varrho \in (0, k), \quad \text{and} \quad \frac{1}{2} \leq \frac{1}{\tau} < \frac{1}{2} + \min\{\varrho, k - \varrho\}.$$

Then for all $u \in X_\varrho^k(\partial\Omega)$

$$\sum_{j \geq j^*} \sum_{\xi \in \nabla_{j,\text{int}}} \left| \langle u, \tilde{\psi}_{j,\xi}^{\partial\Omega} \rangle \right|^\tau \lesssim \|u\|_{X_\varrho^k(\partial\Omega)}^\tau. \quad (28)$$

Combining the previous estimates the proof of Theorem 5.1 easily follows:

Proof (Theorem 5.1). Using the definition of the norm in $B_{\Psi,\tau}^\alpha(L_\tau(\partial\Omega))$ given in (17) together with the introduced splittings of the index sets $\nabla_j^{\partial\Omega}$, and Lemma 6.1 from Appendix A, we may write

$$\begin{aligned} & \|u\|_{B_{\Psi,\tau}^\alpha(L_\tau(\partial\Omega))} \\ & \sim \|P_{j^*-1}(u)\|_{L_\tau(\partial\Omega)} + \left[\sum_{j \geq j^*} \sum_{\xi \in \nabla_{j,\text{bnd}}} \left| \langle u, \tilde{\psi}_{j,\xi}^{\partial\Omega} \rangle \right|^\tau \right]^{1/\tau} + \left[\sum_{j \geq j^*} \sum_{\xi \in \nabla_{j,\text{int}}} \left| \langle u, \tilde{\psi}_{j,\xi}^{\partial\Omega} \rangle \right|^\tau \right]^{1/\tau}. \end{aligned}$$

Hölder's inequality together with Proposition 4.3 implies the estimate

$$\|P_{j^*-1}(u)\|_{L_\tau(\partial\Omega)} \lesssim \|P_{j^*-1}(u)\|_{L_2(\partial\Omega)} \leq \|u\|_{B_{\Psi,2}^0(L_2(\partial\Omega))} \lesssim \|u\|_{B_{\Psi,p}^s(L_p(\partial\Omega))}.$$

Furthermore, Proposition 5.3 and Proposition 5.5 above allow to bound the remaining terms by $\|u\|_{B_{\Psi,p}^s(L_p(\partial\Omega))}$ and $\|u\|_{X_\varrho^k(\partial\Omega)}$, respectively. This proves (20). \blacksquare

Remark 5.6. *Let us conclude this subsection by some final remarks:*

- (i) *Note that Proposition 5.3 and Proposition 5.5 can be reformulated as continuity assertions of certain linear projectors P_{int} and P_{bnd} which split up u into a regular part and a singular part near patch interfaces.*
- (ii) *We stress that our proof technique can also be used to derive more general embedding theorems where $B_{\Psi,p}^s(L_p(\partial\Omega))$ and $B_{\Psi,\tau}^\alpha(L_\tau(\partial\Omega))$ are replaced by $B_{\Psi,q}^s(L_p(\partial\Omega))$.*

5.2 Besov regularity of general operator equations on manifolds

Given an operator S and a right-hand side $g: \partial\Omega \rightarrow \mathbb{C}$ we like to solve the equation

$$S(u) = g \quad \text{on} \quad \partial\Omega \quad (29)$$

for $u: \partial\Omega \rightarrow \mathbb{C}$. In particular, we are interested in the asymptotic behavior of the error of best n -term wavelet approximation to u measured in the norm of $H^{s'}(\partial\Omega)$ for some $s' \geq 0$.

Theorem 5.7. *Assume $\tilde{d} \in \mathbb{N}$, $k \in \{1, 2, \dots, \tilde{d}\}$, as well as $\varrho \in (0, k)$, and let (s, p, p) be an admissible tuple of parameters with $s > 0$. Whenever the solution u to (29) is contained in the intersection of $B_{\Psi, p}^s(L_p(\partial\Omega))$ and $X_\varrho^k(\partial\Omega)$ then it also belongs to the Besov-type space $B_{\Psi, \tau}^\alpha(L_\tau(\partial\Omega))$ for all tuples (α, τ, τ) with*

$$\frac{1}{\tau} = \frac{\alpha}{2} + \frac{1}{2} \quad \text{and} \quad 0 \leq \alpha < 2\alpha^*, \quad \text{where} \quad \alpha^* = \min \left\{ \varrho, k - \varrho, s - \left(\frac{1}{p} - \frac{1}{2} \right) \right\}.$$

Moreover, for every $0 \leq s' < \min\{3/2, s_{\partial\Omega}\}$ satisfying

$$s - s' \geq 2 \left(\frac{1}{p} - \frac{1}{2} \right) \quad (30)$$

we have $\sigma_n(u; \Psi^{\partial\Omega}, H^{s'}(\partial\Omega)) \lesssim n^{-\gamma/2}$, as $n \rightarrow \infty$, for all $\gamma < \gamma^*$, where

$$\gamma^* := s - s' + \Theta \cdot (2\alpha^* - s) \geq 0 \quad \text{and} \quad \Theta := 1 - \frac{s'}{s - 2(1/p - 1/2)} \in [0, 1].$$

Remark 5.8. *The second DeVore-Triebel diagram in Figure 3 illustrates a special case of Theorem 5.7. There we have chosen $p = 2$ and $0 < s' < s < \min\{\varrho, k - \varrho, 3/2, s_{\partial\Omega}\}$, such that particularly $B_{\Psi, p}^s(L_p(\partial\Omega)) = H^s(\partial\Omega)$ and $\alpha^* = s$. The dotted line corresponds to the scale of spaces $B_{\Psi, p_\Theta}^{\alpha_\Theta}(L_{p_\Theta}(\partial\Omega))$ which can be reached by complex interpolation of $H^s(\partial\Omega)$ and $B_{\Psi, \tau}^\alpha(L_\tau(\partial\Omega))$; see Proposition 4.5. Interpolation is necessary since only those spaces which belong to the shaded area can be embedded into $H^{s'}(\partial\Omega)$. For this special choice of the parameters we obtain that $u \in H^s(\partial\Omega) \cap X_\varrho^k(\partial\Omega)$ can be approximated in the norm of $H^{s'}(\partial\Omega)$ at a rate arbitrarily close to $\gamma^*/2 = s - s'$, whereas the rate of convergence for best n -term wavelet approximation to an arbitrary function $u \in H^s(\partial\Omega)$ is $(s - s')/2$; see Proposition 4.7. Hence, incorporating the additional knowledge about weighted Sobolev regularity (membership in $X_\varrho^k(\partial\Omega)$) allows to improve the rate of convergence up to a factor of two.*

Proof (Theorem 5.7). We begin with some obvious observations. Since membership of u in $B_{\Psi,\tau}^\alpha(L_\tau(\partial\Omega))$ for all $\alpha \in [0, 2\alpha^*)$ directly follows from the embedding stated in Theorem 5.1 we only need to show the assertion concerning the rate of best n -term wavelet approximation. We moreover observe that admissibility of (s, p, p) together with (30) implies the range for Θ using the convention that $0/0 := 0$.

Let $\alpha \in [0, 2\alpha^*)$ be fixed and assume s' to satisfy the mentioned restrictions. If $0 < s' < s - 2(1/p - 1/2)$ then $\Theta \in (0, 1)$. Since u belongs to $B_{\Psi,p}^s(L_p(\partial\Omega)) \cap B_{\Psi,\tau}^\alpha(L_\tau(\partial\Omega))$ it is included in the interpolation space $[B_{\Psi,p}^s(L_p(\partial\Omega)), B_{\Psi,\tau}^\alpha(L_\tau(\partial\Omega))]_\Theta$, too. Proposition 4.5 now yields that the latter space equals $B_{\Psi,p_\Theta}^{\alpha_\Theta}(L_{p_\Theta}(\partial\Omega))$ with

$$\alpha_\Theta = (1 - \Theta)s + \Theta\alpha \quad \text{and} \quad 1/p_\Theta = (1 - \Theta)/p + \Theta/\tau. \quad (31)$$

In the limiting cases $s' = 0$ and $s' = s - 2(1/p - 1/2)$ which correspond to $\Theta = 1$ and $\Theta = 0$, respectively, the space $B_{\Psi,p_\Theta}^{\alpha_\Theta}(L_{p_\Theta}(\partial\Omega))$ simply reduces to $B_{\Psi,\tau}^\alpha(L_\tau(\partial\Omega))$ resp. $B_{\Psi,p}^s(L_p(\partial\Omega))$. Hence, for every s' under consideration we have

$$u \in B_{\Psi,p_\Theta}^{\alpha_\Theta}(L_{p_\Theta}(\partial\Omega)),$$

where α_Θ and p_Θ , given by (31), depend on the particular choice of α . Straightforward computation shows that

$$\frac{1}{p_\Theta} = \frac{\alpha_\Theta - s'}{2} + \frac{1}{2}$$

and that $\gamma_\alpha := \alpha_\Theta - s' = s - s' + \Theta \cdot (\alpha - s)$ is non-negative for every $\alpha \in [0, 2\alpha^*)$.

Note that $0 \leq s' < \min\{3/2, s_{\partial\Omega}\}$ ensures that we can identify $H^{s'}(\partial\Omega)$ with the Besov-type space $B_{\Psi,2}^{s'}(L_2(\partial\Omega))$. Moreover, it is well-known that σ_n as defined in (18) is homogeneous in the first argument. Consequently Proposition 4.7 gives

$$\begin{aligned} \sigma_n(u; \Psi^{\partial\Omega}, H^{s'}(\partial\Omega)) &\leq \sigma_n\left(B_{\Psi,p_\Theta}^{\alpha_\Theta}(L_{p_\Theta}(\partial\Omega)); \Psi^{\partial\Omega}, B_{\Psi,2}^{s'}(L_2(\partial\Omega))\right) \cdot \|u\|_{B_{\Psi,p_\Theta}^{\alpha_\Theta}(L_{p_\Theta}(\partial\Omega))} \\ &\lesssim n^{-\gamma_\alpha/2}, \end{aligned}$$

as $n \rightarrow \infty$, where $\Psi^{\partial\Omega}$ denotes the system of generators and primal wavelets. Since $\alpha \in [0, 2\alpha^*)$ was arbitrary we conclude $\sigma_n(u; \Psi^{\partial\Omega}, H^{s'}(\partial\Omega)) \lesssim n^{-\gamma/2}$ for all $\gamma < \gamma^*$ as claimed. \blacksquare

5.3 Double layer potential of the Laplacian

Let σ denote the canonical surface measure on the patchwise smooth boundary $\partial\Omega$ of $\Omega \subset \mathbb{R}^3$. Since this surface is assumed to be Lipschitz, for σ -a.e. $x \in \partial\Omega$ there exists the outward

pointing normal vector $\eta(x)$. By $\partial/\partial\eta(x)$ we denote the corresponding *conormal derivative*. Then the *harmonic double layer potential* on $\bar{\Omega}$ is given by

$$v \mapsto K(v) := \frac{1}{4\pi} \int_{\partial\Omega} v(x) \frac{\partial}{\partial\eta(x)} \frac{1}{|x - \cdot|_2} d\sigma(x).$$

We are interested in the solution u to the second kind integral equation

$$S_{\text{DL}}(v) := \left(\frac{1}{2} \text{Id} - K \right)(v) = g \quad \text{on} \quad \partial\Omega \quad (32)$$

which naturally arises from the so-called *indirect method* for Dirichlet problems for Laplace's equation in Ω . Therein Id denotes the identical mapping and S_{DL} is known as *double layer operator*. For details and further references see, e.g. [42, Chapter 3.4], as well as [11, 33, 34, 37, 48].

Theorem 5.9. *Let $s \in (0, 1)$, as well as $k \in \mathbb{N}$, and $\varrho \in (0, \min\{\varrho_0, k\})$ for some $\varrho_0 \in (1, 3/2)$ depending on the surface $\partial\Omega$. Moreover let α and τ be given such that*

$$\frac{1}{\tau} = \frac{\alpha}{2} + \frac{1}{2} \quad \text{and} \quad 0 \leq \alpha < 2 \cdot \min\{\varrho, k - \varrho, s\}$$

and let the Besov-type space $B_{\Psi, \tau}^\alpha(L_\tau(\partial\Omega))$ be constructed with the help of a wavelet basis $\Psi = (\Psi^{\partial\Omega}, \tilde{\Psi}^{\partial\Omega})$ possessing vanishing moments of order $\tilde{d} \geq k$. Then for every right-hand side $g \in H^s(\partial\Omega) \cap X_\varrho^k(\partial\Omega)$ the double layer equation (32) has a unique solution $u \in B_{\Psi, \tau}^\alpha(L_\tau(\partial\Omega))$. Furthermore, if $s' \in [0, s]$ then the error of the best n -term wavelet approximation to u in the norm of $H^{s'}(\partial\Omega)$ satisfies

$$\sigma_n \left(u; \Psi^{\partial\Omega}, H^{s'}(\partial\Omega) \right) \lesssim n^{-\gamma/2} \quad \text{for all} \quad \gamma < 2 \cdot \left(1 - \frac{s'}{s} \right) \cdot \min\{\varrho, k - \varrho, s\}.$$

Proof. Thanks to Theorem 5.7 it suffices to check that, for the stated range of parameters s , k , and ϱ , the inverse of the double layer operator S_{DL} is a bounded linear operator which maps $H^s(\partial\Omega) \cap X_\varrho^k(\partial\Omega)$ onto itself. This is covered by Proposition 5.10 and Proposition 5.11 below. The theorem then follows by straightforward calculations. \blacksquare

Regularity in the weighted Sobolev scale $X_\varrho^k(\partial\Omega)$ was established in [26, Remark 4.3]:

Proposition 5.10 (Elschner). *There exists a constant $\varrho_0 \in (1, 3/2)$ depending on the surface $\partial\Omega$ such that the following is true: For all $0 \leq \varrho < \varrho_0$ and every $k \in \mathbb{N}$ with $\varrho \leq k$ the bounded linear operator $S_{\text{DL}}: X_\varrho^k(\partial\Omega) \rightarrow X_\varrho^k(\partial\Omega)$ is invertible.*

Invertibility within the (unweighted) Sobolev scale $H^s(\partial\Omega)$ is known as *Verchota's Theorem* [48, Theorem 3.3(iii)]; see also [26, Remark A.5].

Proposition 5.11 (Verchota). *For all $s \in [0, 1]$ the linear operator $S_{\text{DL}}: H^s(\partial\Omega) \rightarrow H^s(\partial\Omega)$ is boundedly invertible.*

Note that in the notation of [48] K is replaced by $-K$ and that the operator K considered in [26] differs from our notation by a factor of $1/2$. Nevertheless, the whole analysis carries over.

Remark 5.12. *Verchota's theorem holds true for general Lipschitz surfaces. In [42, Theorem 3.2.3] it is claimed that in the more restrictive situation of patchwise smooth boundaries there exists a constant $s_0 \in [1, s_{\partial\Omega})$ depending on the surface $\partial\Omega$ such that the following is true for all $s \in [1/2, s_0)$: If $g \in H^s(\partial\Omega)$ then every solution $u \in H^{1/2}(\partial\Omega)$ to (32) is contained in $H^s(\partial\Omega)$. This resembles an assertion stated in [10]. Although this would allow to extend Theorem 5.9 to $s < s_0$ we restricted ourselves to $s < 1$ since no sound proof for this claim was found in the literature.*

Remark 5.13. *To summarize the obtained results we can state that the usage of adaptive wavelet algorithms for operator equations that satisfy certain (weighted) Sobolev regularity assumptions on patchwise smooth manifolds is indeed justified. The reason is that (under natural conditions on the underlying wavelet basis) solutions to such equations will have a Besov regularity which is significantly higher than their Sobolev regularity. As already explained in the introduction, this indicates that adaptive wavelet-based strategies can outperform well-established uniform approximation schemes.*

6 Appendix A

Here we provide some standard assertions, as well as the proofs of the technical lemmata and propositions needed above.

For the reader's convenience we start with a well-known result from functional analysis.

Lemma 6.1. *For $\tau > 0$ and $N \in \mathbb{N}$ the (quasi-) norms $\|\cdot\|_{\ell_\tau^N}$ and $\|\cdot\|_{\ell_1^N}$ are equivalent, i.e.*

$$\left(\sum_{n=1}^N |x_n| \right)^\tau \sim \sum_{n=1}^N |x_n|^\tau \quad \text{for all } (x_n)_{n=1}^N \in \mathbb{C}^N.$$

The next classical assertion from approximation theory gives an estimate of the local error of the best-approximation to a given function f in L_p by polynomials of finite degree. The proof of this result (based on Taylor polynomials) is standard. Variants, generalizations, and further remarks are stated in [24, Section 6.1].

Proposition 6.2 (Whitney estimate). *Let Q be some cube in \mathbb{R}^d with edges parallel to the coordinate axes. Then for all $p \in [1, \infty]$, $k \in \mathbb{N}$, and γ, ζ with*

$$\zeta = \frac{k}{d} - \frac{1}{\gamma} + \frac{1}{p}$$

we have

$$\inf_{\mathcal{P} \in \Pi_{k-1}(Q)} \|f - \mathcal{P}\|_{L_p(Q)} \lesssim |Q|^\zeta |f|_{W^k(L_\gamma(Q))}$$

whenever the right-hand side is finite. Here $\Pi_{k-1}(Q)$ denotes the set of all polynomials \mathcal{P} on Q with total degree $\deg \mathcal{P} < k$.

It remains to prove some lemmata and propositions. We start with Lemma 3.1 in Section 3.1.

Proof (Lemma 3.1). From Lemma 6.1 we obviously have

$$\left\| \delta_{n,t}^{k-\varrho} \cdot |\nabla^k f_{n,t}|_2 \right\|_{L_2(\widetilde{\Gamma}^{n,t})} \sim \sum_{\substack{\alpha=(\alpha_1, \alpha_2) \in \mathbb{N}_0^2 \\ |\alpha|=\alpha_1+\alpha_2=k}} \left\| \delta_{n,t}^{k-\varrho} \cdot |D^\alpha f_{n,t}| \right\|_{L_2(\widetilde{\Gamma}^{n,t})},$$

where the derivatives $D^\alpha = \partial^k / (\partial y_1^{\alpha_1} \partial y_2^{\alpha_2})$ with respect to $y = (y_1, y_2) \in \widetilde{\Gamma}^{n,t}$ can be expressed in terms of polar coordinates (r, ϕ) using

$$\frac{\partial}{\partial y_1} = \cos \phi \frac{\partial}{\partial r} - \frac{\sin \phi}{r} \frac{\partial}{\partial \phi} \quad \text{and} \quad \frac{\partial}{\partial y_2} = \sin \phi \frac{\partial}{\partial r} + \frac{\cos \phi}{r} \frac{\partial}{\partial \phi}$$

together with the chain and product rule. This results in finite sums of differential operators

$$c(\phi) r^{\beta_r - k} \frac{\partial^{|\beta|}}{\partial r^{\beta_r} \partial \phi^{\beta_\phi}}$$

with trigonometric functions $c(\phi)$ and total orders $1 \leq |\beta| = \beta_r + \beta_\phi \leq k$. Hence, we may apply the triangle inequality in L_2 , leave out $c(\phi)$, and estimate $\delta_{n,t}$ by $r \cdot q(\phi)$ due to (6). The claim then follows from the fact that we can plug in arbitrary (non-negative) powers of $(1+r)$ and bound $q(\phi)$ by π (if necessary) in order to form the building blocks of the norm in $X_\varrho^k(\partial \mathcal{C}_n)$. \blacksquare

We continue by proving the claimed assertions concerning standard embeddings, interpolation and best n -term approximation within the scale $B_{\Psi, q}^\alpha(L_p(\partial \Omega))$ of Besov-type spaces introduced in Section 4.

Proof (Proposition 4.3). Step 1. Let (α, p, q) be an admissible tuple of parameters; see (16). Then, due to the properties of the underlying wavelet basis (cf. Assumption 3.2 in Section 3.2), we may rewrite the (quasi-) norm in $B_{\Psi, q}^\alpha(L_p(\partial\Omega))$ in terms of the sequence space (quasi-) norm

$$\|\mathbf{a}\|_{b_{p, q}^\alpha(\nabla)} := \left(\sum_{j=0}^{\infty} 2^{j(\alpha+2[\frac{1}{2}-\frac{1}{p}])q} \left[\sum_{\lambda \in \nabla_j} |a_{j, \lambda}|^p \right]^{q/p} \right)^{1/q} \quad (33)$$

in $b_{p, q}^\alpha(\nabla) := \{\mathbf{a} = (a_{j, \lambda})_{j \in \mathbb{N}_0, \lambda \in \nabla_j} \subset \mathbb{C} \mid \|\mathbf{a}\|_{b_{p, q}^\alpha(\nabla)} < \infty\}$; see, e.g., [18, Definition 3]. Therein $\nabla := (\nabla_j)_{j \in \mathbb{N}_0}$ denotes a sequence of finite subsets of the set $\{1, 2, 3\} \times \mathbb{Z}^2$ such that

$$\#\nabla_j \sim 2^{2j}.$$

To do so we only need to choose bijections that map $\xi \in \nabla_{j'}^{\partial\Omega}$ onto $\lambda \in \nabla_j$, where $j' = j + j_0$ for some fixed shift $j_0 \in \mathbb{N}_0$ depending on j^* . Note that the first summand in the Besov (quasi-) norm that refers to the projector P_{j^*-1} can be incorporated as well since also this term can be expanded into a sum of (finitely-many) inner products.

Consequently we obtain an isomorphism \mathcal{I} that identifies $u \in B_{\Psi, q}^\alpha(L_p(\partial\Omega))$ with $\mathbf{a} = \mathbf{a}(u) \in b_{p, q}^\alpha(\nabla)$, where the latter corresponds to the sequence of all coefficients $\langle u, \tilde{\psi}_{j, \xi}^{\partial\Omega} \rangle$. Hence,

$$\|\mathbf{a}(\cdot)\|_{b_{p, q}^\alpha(\nabla)} \sim \|\cdot\|_{B_{\Psi, q}^\alpha(L_p(\partial\Omega))}.$$

Step 2. Now the desired assertion is equivalent to the corresponding embedding result for sequence spaces $b_{p, q}^\alpha(\nabla)$. In the case $\gamma \geq 0$ this can be found (for an even wider range of parameters), e.g., in [18, Lemma 4]. On the other hand, if $\gamma < 0$ then the sequence $\mathbf{a}^* := (a_{j, \lambda}^*)_{j \in \mathbb{N}_0, \lambda \in \nabla_j}$ defined by $a_{j, \lambda}^* := 2^{-j(1+\alpha+\gamma/2)}$ for every $\lambda \in \nabla_j$, $j \in \mathbb{N}_0$, belongs to $b_{p_0, q_0}^{\alpha+\gamma}(\nabla) \setminus b_{p_1, q_1}^\alpha(\nabla)$. This contradicts $b_{p_0, q_0}^{\alpha+\gamma}(\nabla) \hookrightarrow b_{p_1, q_1}^\alpha(\nabla)$. \blacksquare

Before we give the proof of the interpolation result stated in Proposition 4.5 let us add some remarks on basic aspects of interpolation theory. Given some (interpolation) couple of complex quasi-Banach spaces $\{A_1, A_2\}$, the application of a suitable interpolation functor \mathfrak{I} results in a space $A := \mathfrak{I}(A_1, A_2)$ for which the following continuous embeddings hold:

$$A_1 \cap A_2 \hookrightarrow A = \mathfrak{I}(A_1, A_2) \hookrightarrow A_1 + A_2.$$

By *suitable* we mean that \mathfrak{I} fulfills the so-called *interpolation property*. That is, every bounded linear operator $T: A_1 + A_2 \rightarrow B_1 + B_2$ which is continuous considered as a mapping $T: A_\ell \rightarrow B_\ell$, $\ell \in \{1, 2\}$, will act as a bounded linear map between the interpolation spaces $\mathfrak{I}(A_1, A_2)$ and $\mathfrak{I}(B_1, B_2)$. Classical examples for suitable functors are the well-known real and

complex interpolation methods for Banach spaces due to Peetre and Calderón, respectively; see, e.g., [2]. Since we want to deal also with quasi-Banach spaces we make use of a generalization of the complex interpolation method established in [35], with [39] as a forerunner. The corresponding functor will be denoted by $\mathfrak{I}(\cdot, \cdot) := [\cdot, \cdot]_{\Theta}$ for some Θ in $(0, 1)$.

Proof (Proposition 4.5). Step 1. Recall that for every admissible set of parameters (α, p, q) the Besov-type space $B_{\Psi, q}^{\alpha}(L_p(\partial\Omega))$ can be identified with some sequence space $b_{p, q}^{\alpha}(\nabla)$ by means of the (universal) isomorphism $\mathcal{I}: u \mapsto \mathbf{a}(u)$ given in Step 1 of the proof of Proposition 4.3. Thanks to the continuity of \mathcal{I} and \mathcal{I}^{-1} , as well as the interpolation property, it is enough to show that

$$[b_{p_0, q_0}^{\alpha_0}(\nabla), b_{p_1, q_1}^{\alpha_1}(\nabla)]_{\Theta} = b_{p_{\Theta}, q_{\Theta}}^{\alpha_{\Theta}}(\nabla). \quad (34)$$

Note that admissibility of the parameter tuple $(\alpha_{\Theta}, p_{\Theta}, q_{\Theta})$ follows from the fact that the domain of admissibility (16) is convex.

Step 2. To prove (34) we consider the canonical extension of sequences $\mathbf{a} \in b_{p, q}^{\alpha}(\nabla)$ to $\tilde{\mathbf{a}} := \text{Ext } \mathbf{a} \in b_{p, q}^{\alpha}(\tilde{\nabla})$, where the latter space is given by (33) using the collection of index sets $\tilde{\nabla} := (\tilde{\nabla}_j)_{j \in \mathbb{N}_0}$ defined by

$$\tilde{\nabla}_j := \begin{cases} \{1\} \times \mathbb{Z}^2, & j = 0, \\ \{1, 2, 3\} \times \mathbb{Z}^2, & j \in \mathbb{N}, \end{cases}$$

instead of ∇ . That is, we consider the (universal) bounded linear operator $\text{Ext}: b_{p, q}^{\alpha}(\nabla) \rightarrow b_{p, q}^{\alpha}(\tilde{\nabla})$, mapping $\mathbf{a} = (a_{j, \lambda})_{j \in \mathbb{N}_0, \lambda \in \nabla_j}$ to the sequence $\text{Ext } \mathbf{a}$, given by

$$(\text{Ext } \mathbf{a})_{j, \lambda} := \begin{cases} a_{j, \lambda}, & j \in \mathbb{N}_0 \text{ and } \lambda \in \nabla_j, \\ 0, & j \in \mathbb{N}_0 \text{ and } \lambda \in \tilde{\nabla}_j \setminus \nabla_j. \end{cases}$$

Since $\nabla_j \subset \tilde{\nabla}_j$ for all $j \in \mathbb{N}_0$, also the restriction

$$\text{Res}: b_{p, q}^{\alpha}(\tilde{\nabla}) \rightarrow b_{p, q}^{\alpha}(\nabla), \quad \tilde{\mathbf{a}} \mapsto \text{Res } \tilde{\mathbf{a}} := (\tilde{a}_{j, \lambda})_{j \in \mathbb{N}_0, \lambda \in \nabla_j},$$

is a well-defined, linear and bounded mapping which is independent of the (admissible) parameter tuple (α, p, q) .

We follow the lines of [47, Theorem 1.110] and define the shortcuts

$$b_{\Theta}(\nabla) := [b_{p_0, q_0}^{\alpha_0}(\nabla), b_{p_1, q_1}^{\alpha_1}(\nabla)]_{\Theta} \quad \text{and} \quad b_{\Theta}(\tilde{\nabla}) := [b_{p_0, q_0}^{\alpha_0}(\tilde{\nabla}), b_{p_1, q_1}^{\alpha_1}(\tilde{\nabla})]_{\Theta}.$$

That is, we need to show that $b_\Theta(\nabla) = b_{p_\Theta, q_\Theta}^{\alpha_\Theta}(\nabla)$. Now suppose we had already proven that $b_\Theta(\tilde{\nabla})$ equals $b_{p_\Theta, q_\Theta}^{\alpha_\Theta}(\tilde{\nabla})$ in the sense of equivalent quasi-norms. Then the equality $\mathbf{a} = \text{Res}(\text{Ext } \mathbf{a})$ for all $\mathbf{a} \in b_{p_0, q_0}^{\alpha_0}(\nabla) + b_{p_1, q_1}^{\alpha_1}(\nabla)$ gives

$$\|\mathbf{a} | b_{p_\Theta, q_\Theta}^{\alpha_\Theta}(\nabla)\| \lesssim \left\| \text{Ext } \mathbf{a} | b_{p_\Theta, q_\Theta}^{\alpha_\Theta}(\tilde{\nabla}) \right\| \sim \left\| \text{Ext } \mathbf{a} | b_\Theta(\tilde{\nabla}) \right\| \lesssim \|\mathbf{a} | b_\Theta(\nabla)\|,$$

i.e. $b_\Theta(\nabla) \hookrightarrow b_{p_\Theta, q_\Theta}^{\alpha_\Theta}(\nabla)$, since the interpolation property implies that $\text{Ext}: b_\Theta(\nabla) \rightarrow b_\Theta(\tilde{\nabla})$ is continuous. Conversely, the interpolation property applied for Res yields

$$\|\mathbf{a} | b_\Theta(\nabla)\| \lesssim \left\| \text{Ext } \mathbf{a} | b_\Theta(\tilde{\nabla}) \right\| \sim \left\| \text{Ext } \mathbf{a} | b_{p_\Theta, q_\Theta}^{\alpha_\Theta}(\tilde{\nabla}) \right\| \lesssim \|\mathbf{a} | b_{p_\Theta, q_\Theta}^{\alpha_\Theta}(\nabla)\|.$$

Therefore $b_{p_\Theta, q_\Theta}^{\alpha_\Theta}(\nabla) \hookrightarrow b_\Theta(\nabla)$ which shows that $b_\Theta(\nabla) = [b_{p_0, q_0}^{\alpha_0}(\nabla), b_{p_1, q_1}^{\alpha_1}(\nabla)]_\Theta$ actually equals $b_{p_\Theta, q_\Theta}^{\alpha_\Theta}(\nabla)$ as claimed in (34).

Step 3. It remains to prove that our assumption $b_\Theta(\tilde{\nabla}) = b_{p_\Theta, q_\Theta}^{\alpha_\Theta}(\tilde{\nabla})$ holds true for the range of parameters stated in the proposition. Combining [47, Theorem 1.64] with the arguments given in Step 1 we see that this assertion reduces to an interpolation result for Besov spaces $B_{p, q}^\alpha(\mathbb{R}^2)$ defined (e.g. using harmonic analysis) on the whole of \mathbb{R}^2 . The needed result can be found, e.g., in [35, Theorem 9.1]. \blacksquare

Remark 6.3. *Observe that the proof of Proposition 4.5 does not depend on the concrete interpolation functor $\mathfrak{I}(\cdot, \cdot) = [\cdot, \cdot]_\Theta$. Since there is no restriction on the parameters (α, p, q) in [47, Theorem 1.64] every interpolation result known for Besov spaces $B_{p, q}^\alpha(\mathbb{R}^2)$ remains valid for the scale $B_{\Psi, q}^\alpha(L_p(\partial\Omega))$, provided that the parameter tuples are admissible and the used functor $\mathfrak{I}(\cdot, \cdot)$ possesses the interpolation property.*

Proof (Proposition 4.7). Assume $\gamma \in \mathbb{R}$ and let $(\alpha + \gamma, p_0, q_0)$ and (α, p_1, q_1) be admissible in the sense of (16). Using the isomorphism in Step 1 of the proof of Proposition 4.3 it is enough to prove the assertion at the level of sequence spaces $b_{p, q}^\alpha(\nabla)$ since it is easily seen that

$$\sigma_n(B_{\Psi, q_0}^{\alpha+\gamma}(L_{p_0}(\partial\Omega)); \Psi^{\partial\Omega}, B_{\Psi, q_1}^\alpha(L_{p_1}(\partial\Omega))) \sim \sigma_n(b_{p_0, q_0}^{\alpha+\gamma}(\nabla); \mathcal{B}_{\text{seq}}, b_{p_1, q_1}^\alpha(\nabla)),$$

where $\mathcal{B}_{\text{seq}} := \{e_{j, \lambda} | j \in \mathbb{N}_0, \lambda \in \nabla_j\}$ denotes the canonical basis in $b_{2, 2}^0(\nabla)$.

If $\gamma > 2 \cdot \max\{0, 1/p_0 - 1/p_1\}$ then the claimed result is covered by [18, Theorem 7].

The case $\gamma = 0$ simply follows from the continuity of the corresponding embedding, because for all \mathbf{a} in the unit ball of $b_{p_0, q_0}^\alpha(\nabla)$ and every $n \in \mathbb{N}$ it is

$$\sigma_n(\mathbf{a}; \mathcal{B}_{\text{seq}}, b_{p_1, q_1}^\alpha(\nabla)) \leq \|\mathbf{a} | b_{p_1, q_1}^\alpha(\nabla)\| \lesssim \|\mathbf{a} | b_{p_0, q_0}^\alpha(\nabla)\|,$$

provided that $1/p_0 \leq 1/p_1$ and $q_0 \leq q_1$; see [18, Lemma 4].

We are left with the case $\gamma = 2 \cdot (1/p_0 - 1/p_1) > 0$ and $q_0 \leq p_0 < p_1 \leq q_1$. Given $\mathbf{a} = (a_{j,\lambda})_{j \in \mathbb{N}_0, \lambda \in \nabla_j}$ in the unit ball of $b_{p_0, q_0}^{\alpha+\gamma}(\nabla)$ we consider a rearrangement of its index set, mapping every

$$m \in \mathbb{N} \quad \text{onto} \quad (j_m, \lambda_m) \in \{(j, \lambda) \mid j \in \mathbb{N}_0, \lambda \in \nabla_j\}$$

such that the sequence

$$\mathbf{c} := (c_m)_{m \in \mathbb{N}} := \left(2^{j_m (\alpha + \gamma + 2[\frac{1}{2} - \frac{1}{p_0}])} |a_{j_m, \lambda_m}| \right)_{m \in \mathbb{N}} \quad (35)$$

is ordered non-increasingly. This bijection will not be uniquely defined in general. However, we shall fix *one* such rearrangement for the rest of this proof. Observe that the ordering of \mathbf{c} implies that

$$c_n \leq n^{-1/p_0} \|\mathbf{a} \mid b_{p_0, p_0}^{\alpha+\gamma}(\nabla)\| \quad \text{for all} \quad n \in \mathbb{N} \quad (36)$$

since

$$n \cdot c_n^{p_0} \leq c_1^{p_0} + \dots + c_n^{p_0} \leq \sum_{m=1}^{\infty} c_m^{p_0} = \sum_{j \in \mathbb{N}_0} \sum_{\lambda \in \nabla_j} \left(2^{j (\alpha + \gamma + 2[\frac{1}{2} - \frac{1}{p_0}])} |a_{j, \lambda}| \right)^{p_0} = \|\mathbf{a} \mid b_{p_0, p_0}^{\alpha+\gamma}(\nabla)\|^{p_0}$$

is finite due to the embedding $b_{p_0, q_0}^{\alpha+\gamma}(\nabla) \hookrightarrow b_{p_0, p_0}^{\alpha+\gamma}(\nabla)$; cf. [18, Lemma 4]. We use the first $n \in \mathbb{N}$ terms of the reordered sequence $(a_{j_m, \lambda_m})_{m \in \mathbb{N}}$ of coefficients to define the approximation

$$A_n(\mathbf{a}) := \sum_{m=1}^n a_{j_m, \lambda_m} \cdot e_{j_m, \lambda_m} \quad \text{to} \quad \mathbf{a} = \sum_{m=1}^{\infty} a_{j_m, \lambda_m} \cdot e_{j_m, \lambda_m}.$$

Note that due to the assumptions on the parameters $\mathbf{a} \in b_{p_0, q_0}^{\alpha+\gamma}(\nabla)$ also belongs to $b_{p_1, q_1}^{\alpha}(\nabla)$ and the same is true for $A_n(\mathbf{a})$ since it consists of at most n non-trivial entries. Using $\gamma = 2 \cdot (1/p_0 - 1/p_1) > 0$, as well as (35), moreover yields that

$$\begin{aligned} \|\mathbf{a} - A_n(\mathbf{a}) \mid b_{p_1, q_1}^{\alpha}(\nabla)\| &\lesssim \|\mathbf{a} - A_n(\mathbf{a}) \mid b_{p_1, p_1}^{\alpha}(\nabla)\| \\ &= \left(\sum_{m>n} 2^{j_m (\alpha + 2[\frac{1}{2} - \frac{1}{p_1}])} |a_{j_m, \lambda_m}|^{p_1} \right)^{1/p_1} \\ &= \left(\sum_{m>n} \left(2^{j_m (\alpha + \gamma + 2[\frac{1}{2} - \frac{1}{p_0}])} |a_{j_m, \lambda_m}| \right)^{p_1} \right)^{1/p_1} \\ &\leq \left(c_{n+1}^{p_1 - p_0} \cdot \sum_{m=1}^{\infty} c_m^{p_0} \right)^{1/p_1} \\ &= c_{n+1}^{(p_1 - p_0)/p_1} \cdot \|\mathbf{a} \mid b_{p_0, p_0}^{\alpha+\gamma}(\nabla)\|^{p_0/p_1}. \end{aligned}$$

Now estimate (36) together with $b_{p_0, q_0}^{\alpha+\gamma}(\nabla) \hookrightarrow b_{p_0, p_0}^{\alpha+\gamma}(\nabla)$ leads to

$$\|\mathbf{a} - A_n(\mathbf{a})\| b_{p_1, q_1}^\alpha(\nabla) \lesssim (n+1)^{-\gamma/2} \cdot \|\mathbf{a}\| b_{p_0, p_0}^{\alpha+\gamma}(\nabla) \lesssim n^{-\gamma/2} \cdot \|\mathbf{a}\| b_{p_0, q_0}^{\alpha+\gamma}(\nabla).$$

Finally, we note that $\sigma_n(\mathbf{a}; \mathcal{B}_{\text{seq}}, b_{p_1, q_1}^\alpha(\nabla)) \leq \|\mathbf{a} - A_n(\mathbf{a})\| b_{p_1, q_1}^\alpha(\nabla)$ for all \mathbf{a} in the unit ball of $b_{p_0, q_0}^{\alpha+\gamma}(\nabla)$ which allows to complete the proof by taking the supremum. \blacksquare

7 Appendix B

This final section contains the proofs of Proposition 5.3, Lemma 5.4, as well as Proposition 5.5 from Section 5.1, which are essential ingredients in the proof of our main Theorem 5.1.

Proof (Proposition 5.3). Step 1. To begin with, consider the case $1/2 \leq 1/\tau \leq 1/p$ and define $\alpha := 2(1/\tau - 1/2)$, i.e. $1/\tau = \alpha/2 + 1/2$. Since (s, p, p) satisfies (16) we see that

$$\gamma := s - \alpha \geq 2 \cdot \left(\frac{1}{p} - \frac{1}{\tau} \right) \geq 0.$$

Hence, we may use the embedding result from Proposition 4.3 with $p_0 := q_0 := p$ and $p_1 := q_1 := \tau$ to conclude

$$\begin{aligned} \sum_{j \geq j^*} \sum_{\xi \in \nabla_{j, \text{bnd}}} \left| \langle u, \tilde{\psi}_{j, \xi}^{\partial\Omega} \rangle \right|^\tau &\leq \|u\| B_{\Psi, \tau}^\alpha(L_\tau(\partial\Omega))^\tau \\ &\lesssim \|u\| B_{\Psi, p}^{\alpha+\gamma}(L_p(\partial\Omega))^\tau = \|u\| B_{\Psi, p}^s(L_p(\partial\Omega))^\tau, \end{aligned}$$

where we extended the inner summation from $\nabla_{j, \text{bnd}}$ to $\nabla_j^{\partial\Omega}$ to obtain the first estimate.

Step 2. Now assume $1/p < 1/\tau < \infty$ and let $j \geq j^*$ be fixed. Then it follows from Hölder's inequality with conjugate exponents p/τ and $p/(p-\tau)$ that

$$\begin{aligned} \sum_{\xi \in \nabla_{j, \text{bnd}}} \left| \langle u, \tilde{\psi}_{j, \xi}^{\partial\Omega} \rangle \right|^\tau &\leq \left(\sum_{\xi \in \nabla_{j, \text{bnd}}} \left| \langle u, \tilde{\psi}_{j, \xi}^{\partial\Omega} \rangle \right|^p \right)^{\tau/p} (\#\nabla_{j, \text{bnd}})^{(p-\tau)/p} \\ &\lesssim \left(\sum_{\xi \in \nabla_{j, \text{bnd}}} 2^{j(sp+p-2)} \left| \langle u, \tilde{\psi}_{j, \xi}^{\partial\Omega} \rangle \right|^p \right)^{\tau/p} 2^{j(p-\tau)/p - j(sp+p-2)\tau/p}, \end{aligned}$$

since the cardinality of $\nabla_{j,\text{bnd}}$ scales like 2^j ; see (21). Next we take the sum over all $j \geq j^*$ and apply Hölder's inequality once again with the same exponents to obtain

$$\begin{aligned} & \sum_{j \geq j^*} \sum_{\xi \in \nabla_{j,\text{bnd}}} \left| \langle u, \tilde{\psi}_{j,\xi}^{\partial\Omega} \rangle \right|^\tau \\ & \lesssim \left(\sum_{j \geq j^*} 2^{jsp+j(p-2)} \sum_{\xi \in \nabla_{j,\text{bnd}}} \left| \langle u, \tilde{\psi}_{j,\xi}^{\partial\Omega} \rangle \right|^p \right)^{\tau/p} \left(\sum_{j \geq j^*} (2^{1-(sp+p-2)\tau/(p-\tau)})^j \right)^{(p-\tau)/p}. \end{aligned} \quad (37)$$

Extending the inner summation from $\nabla_{j,\text{bnd}}$ to $\nabla_j^{\partial\Omega}$ shows that the first factor in (37) can be bounded by $\|u\|_{B_p^s(L_p(\partial\Omega))}^\tau$. Furthermore, we note that

$$1 - (sp + p - 2) \frac{\tau}{p - \tau} < 0 \quad \text{if and only if} \quad \frac{1}{\tau} < 1 - \frac{1}{p} + s.$$

Thus our assumptions ensure that the second factor in (37) is bounded by some constant which completes the proof. \blacksquare

Proof (Lemma 5.4). Step 1. We start by proving the non-trivial inclusion in (23). To this end, let ξ be an element of $\nabla_{j,\text{int}} = \bigcup_{i=1}^I \nabla_{j,\text{int}}^{F_i}$, i.e. $\xi \in \nabla_{j,\text{int}}^{F_i}$ for some $i = i^*$. Due to (B1) and (5) we have

$$\emptyset \neq B_{j,\xi} \subset F_{i^*} \subset \partial\Omega = \bigcup_{n=1}^N \mathcal{U}_{n,1} = \bigcup_{n=1}^N \bigcup_{t=1}^{T_n} (\mathcal{U}_{n,1} \cap \overline{\Gamma^{n,t}}).$$

Therefore there needs to be at least one pair (n^*, t^*) such that $\mathcal{U}_{n^*,1} \cap \overline{\Gamma^{n^*,t^*}} \cap B_{j,\xi} \neq \emptyset$. That is, $\xi \in \nabla_{j,\text{int}}^{n^*,t^*} \subset \bigcup_{n=1}^N \bigcup_{t=1}^{T_n} \nabla_{j,\text{int}}^{n,t}$ as claimed.

Step 2. Next we show (24). Let $\xi \in \nabla_{j,\text{int}}^{n,t}$ for some j, n, t and let $i := i(n, t) \in \{1, \dots, I\}$ denote the corresponding patch number to n and t ; see (2). Then the upper bound in (24) directly follows from the fact

$$\text{dist}(B_{j,\xi}, \partial\Gamma^{n,t}) \leq \text{dist}(B_{j,\xi}, \partial\Gamma^{n,t} \cap \overline{F_i}) \leq \text{diam } \overline{F_i}.$$

To show the lower bound we note that the first term in

$$\text{dist}(B_{j,\xi}, \partial\Gamma^{n,t}) = \min\{\text{dist}(B_{j,\xi}, \partial\Gamma^{n,t} \cap \partial F_i), \text{dist}(B_{j,\xi}, \partial\Gamma^{n,t} \setminus \partial F_i)\}$$

is clearly larger than $\text{dist}(B_{j,\xi}, \partial F_i)$ which is greater than 2^{-j} since $\xi \in \nabla_{j,\text{int}}^{F_i}$; see (B3). Thus, it remains to show that the second term

$$\text{dist}(B_{j,\xi}, \partial\Gamma^{n,t} \setminus \partial F_i) = \min\{\text{dist}(B_{j,\xi}, [\partial\Gamma^{n,t} \setminus \partial F_i] \cap F_i), \text{dist}(B_{j,\xi}, \partial\Gamma^{n,t} \setminus \overline{F_i})\} \quad (38)$$

of the minimum above, is lower bounded by 2^{-j} , too. Observe that for every non-empty set A we have

$$\text{dist}(B_{j,\xi} \cap \mathcal{U}_{n,1} \cap \Gamma^{n,t}, A) \leq \text{dist}(B_{j,\xi}, A) + \text{diam } B_{j,\xi} \leq \text{dist}(B_{j,\xi}, A) + c2^{-j}$$

since $\text{diam } B_{j,\xi} = 2 \text{rad } B_{j,\xi} \sim \left| \text{supp } \tilde{\psi}_{j,\xi}^{\partial\Omega} \right|^{1/2} \sim 2^{-j}$, due to (B2) and (11). This yields

$$\text{dist}(B_{j,\xi}, A) \geq \text{dist}(F_i \cap \mathcal{U}_{n,1} \cap \Gamma^{n,t}, A) - c2^{-j}$$

because of $B_{j,\xi} \subset F_i$. Consequently, for the first term in (38) we conclude

$$\begin{aligned} \text{dist}(B_{j,\xi}, [\partial\Gamma^{n,t} \setminus \partial F_i] \cap F_i) &\geq \text{dist}(\mathcal{U}_{n,1} \cap \Gamma^{n,t}, [\partial\Gamma^{n,t} \setminus \partial F_i] \cap F_i) - c2^{-j} \\ &\geq \text{dist}(\mathcal{U}_{n,1} \cap \Gamma^{n,t}, F_i \setminus \Gamma^{n,t}) - c2^{-j} \\ &\geq C_1 - c2^{-j} \\ &> 2^{-j}, \end{aligned}$$

where we used $[\partial\Gamma^{n,t} \setminus \partial F_i] \cap F_i \subset [F_i \setminus \Gamma^{n,t}]$ together with (U2) and the fact that $j \geq j^*$. The second term in (38) can be estimated similarly using (U1) instead of (U2):

$$\begin{aligned} \text{dist}(B_{j,\xi}, \partial\Gamma^{n,t} \setminus \overline{F_i}) &\geq \text{dist}(\mathcal{U}_{n,1}, \partial\Gamma^{n,t} \setminus \overline{F_i}) - c2^{-j} \\ &\geq \text{dist}(\mathcal{U}_{n,1}, F_\ell) - c2^{-j} \\ &\geq C_1 - c2^{-j} \\ &> 2^{-j}, \end{aligned}$$

where $\ell \in \{1, \dots, I\}$ denotes some patch number with $\nu_n \notin \overline{F_\ell}$.

Hence, (38) is lower bounded by 2^{-j} which finally implies the first estimate in (24).

Step 3. We are left with showing the cancellation property stated in (25). Using the same notation as in the previous step we see that for $\xi \in \nabla_{j,\text{int}}^{n,t}$ the support of $\tilde{\psi}_{j,\xi}^{\partial\Omega} = \tilde{\psi}_{j,\xi}^\square \circ \kappa_i^{-1}$ is contained in $\kappa_i(Q_{j,\xi}^\square) \subset B_{j,\xi}$ which is a subset of the patch $F_i = F_{i(n,t)}$; see (B1). Therefore we have

$$\left\langle g, \tilde{\psi}_{j,\xi}^{\partial\Omega} \right\rangle = \left\langle g \circ \kappa_i, \tilde{\psi}_{j,\xi}^{\partial\Omega} \circ \kappa_i \right\rangle_\square = \left\langle g \circ \kappa_i - \mathcal{P}, \tilde{\psi}_{j,\xi}^\square \right\rangle_\square + \left\langle \mathcal{P}, \tilde{\psi}_{j,\xi}^{\partial\Omega} \circ \kappa_i \right\rangle_\square$$

for all polynomials \mathcal{P} defined on the cube $Q_{j,\xi}^\square$ in the unit square $[0, 1]^2$. If the total degree $\text{deg } \mathcal{P}$ of \mathcal{P} is strictly less than \tilde{d} , e.g. if $\mathcal{P} \in \Pi_{k-1}(Q_{j,\xi}^\square)$ for some $k \in \{1, 2, \dots, \tilde{d}\}$, then the second term equals zero due to the vanishing moment property (12); see Assumption 3.2. The inequality of Cauchy-Schwarz thus yields the estimate

$$\begin{aligned} \left| \left\langle g, \tilde{\psi}_{j,\xi}^{\partial\Omega} \right\rangle \right| &\lesssim \left\| (g \circ \kappa_i - \mathcal{P}) \chi_{Q_{j,\xi}^\square} \right\|_{L_2([0, 1]^2)} \left\| \tilde{\psi}_{j,\xi}^\square \right\|_{L_2([0, 1]^2)} \\ &\sim \left\| g \circ \kappa_i - \mathcal{P} \right\|_{L_2(Q_{j,\xi}^\square)} \end{aligned}$$

since we have $\left\| \tilde{\psi}_{j,\xi}^\square \Big|_{L_2([0,1]^2)} \right\| \sim \left\| \tilde{\psi}_{j,\xi}^{\partial\Omega} \Big|_{L_2(\partial\Omega)} \right\| \sim 1$ due to the norm equivalence (8) and the normalization (10). Taking the infimum w.r.t. $\mathcal{P} \in \Pi_{k-1}(Q_{j,\xi}^\square)$ Whitney's estimate (see Proposition 6.2) in dimension 2 with $p = \gamma = 2$ gives

$$\left| \left\langle g, \tilde{\psi}_{j,\xi}^{\partial\Omega} \right\rangle \right| \lesssim \inf_{\mathcal{P} \in \Pi_{k-1}(Q_{j,\xi}^\square)} \left\| g \circ \kappa_i - \mathcal{P} \Big|_{L_2(Q_{j,\xi}^\square)} \right\| \lesssim |Q_{j,\xi}^\square|^{k/2} |g \circ \kappa_i|_{W^k(L_2(Q_{j,\xi}^\square))}.$$

From (B1), (B2) and (11) it follows that $|Q_{j,\xi}^\square| \sim \left| \text{supp } \tilde{\psi}_{j,\xi}^{\partial\Omega} \right| \sim 2^{-2j}$. Finally, since the parametrizations κ_i are assumed to be sufficiently smooth, a simple transformation of measure argument shows the desired estimate for the Sobolev semi-norm:

$$|g \circ \kappa_i|_{W^k(L_2(Q_{j,\xi}^\square))} \sim |g|_{W^k(L_2(\kappa_i(Q_{j,\xi}^\square)))} \lesssim |g|_{W^k(L_2(B_{j,\xi}))}.$$

This completes the proof. ■

Proof (Proposition 5.5). Step 1. Let $j \geq j^*$ and $\tau > 0$ be fixed. Then (4) together with Lemma 6.1 implies

$$\sum_{\xi \in \nabla_{j,\text{int}}} \left| \left\langle u, \tilde{\psi}_{j,\xi}^{\partial\Omega} \right\rangle \right|^\tau = \sum_{\xi \in \nabla_{j,\text{int}}} \left| \sum_{n=1}^N \left\langle \varphi_n u, \tilde{\psi}_{j,\xi}^{\partial\Omega} \right\rangle \right|^\tau \lesssim \sum_{n=1}^N \sum_{\xi \in \nabla_{j,\text{int}}} \left| \left\langle \varphi_n u, \tilde{\psi}_{j,\xi}^{\partial\Omega} \right\rangle \right|^\tau.$$

Recall that $\text{supp}(\varphi_n u) \subset \mathcal{U}_{n,1} = \bigcup_{t=1}^{T_n} (\mathcal{U}_{n,1} \cap \overline{\Gamma^{n,t}})$ and $\text{supp } \tilde{\psi}_{j,\xi}^{\partial\Omega} \subset B_{j,\xi}$ for $\xi \in \nabla_{j,\text{int}}$; see (5), as well as (B1). Hence, we can use the splittings given in (23) and (26) to conclude

$$\sum_{\xi \in \nabla_{j,\text{int}}} \left| \left\langle u, \tilde{\psi}_{j,\xi}^{\partial\Omega} \right\rangle \right|^\tau \lesssim \sum_{n=1}^N \sum_{t=1}^{T_n} \sum_{a=1}^{\infty} \sum_{\xi \in \nabla_{j,\text{int}}^{n,t}(a)} \left| \left\langle \varphi_n u, \tilde{\psi}_{j,\xi}^{\partial\Omega} \right\rangle \right|^\tau, \quad j \geq j^*. \quad (39)$$

In the next step we estimate all of these wavelet coefficients individually.

Step 2. According to the sums in (39) let j, n, t , as well as a , and ξ be fixed. Using the cancellation property (25) in Lemma 5.4 for $g := \varphi_n u$ we obtain

$$\left| \left\langle \varphi_n u, \tilde{\psi}_{j,\xi}^{\partial\Omega} \right\rangle \right| \lesssim 2^{-kj} |\varphi_n u|_{W^k(L_2(B_{j,\xi}))} \sim 2^{-kj} |(\varphi_n u)_{n,t}|_{W^k(L_2(R_{n,t}^{-1}(B_{j,\xi})))},$$

where $(\varphi_n u)_{n,t}$ refers to the facewise representation of $\varphi_n u$ defined by the change of coordinates $R_{n,t}$; see (3). Next we see that for every $\varrho \in [0, k]$ the Sobolev semi-norm on

$R_{n,t}^{-1}(B_{j,\xi}) \subset \widetilde{\Gamma}^{n,t}$ can be estimated by its weighted analogue:

$$\begin{aligned}
|(\varphi_n u)_{n,t}|_{W^k(L_2(R_{n,t}^{-1}(B_{j,\xi})))}^2 &= \sum_{\substack{\alpha \in \mathbb{N}_0^2 \\ |\alpha|=k}} \|D_y^\alpha(\varphi_n u)_{n,t} \Big|_{L_2(R_{n,t}^{-1}(B_{j,\xi}))}\|^2 \\
&\lesssim (\Delta_{j,\xi}^{n,t})^{2(\varrho-k)} \sum_{\substack{\alpha \in \mathbb{N}_0^2 \\ |\alpha|=k}} \left\| \delta_{n,t}^{k-\varrho} \cdot D_y^\alpha(\varphi_n u)_{n,t} \Big|_{L_2(R_{n,t}^{-1}(B_{j,\xi}))} \right\|^2 \\
&= (\Delta_{j,\xi}^{n,t})^{2(\varrho-k)} \left\| \delta_{n,t}^{k-\varrho} \cdot |\nabla^k(\varphi_n u)_{n,t}|_2 \Big|_{L_2(R_{n,t}^{-1}(B_{j,\xi}))} \right\|^2,
\end{aligned}$$

where we used that for all $y \in \widetilde{\Gamma}^{n,t}$ which belongs to the ball $R_{n,t}^{-1}(B_{j,\xi})$ it is

$$\begin{aligned}
\delta_{n,t}(y) &= \min \left\{ C_2, \text{dist} \left(y, \partial \widetilde{\Gamma}^{n,t} \right) \right\} \geq \min \left\{ C_2, \text{dist} \left(R_{n,t}^{-1}(B_{j,\xi}), \partial \widetilde{\Gamma}^{n,t} \right) \right\} \\
&= \min \left\{ C_2, \text{dist} (B_{j,\xi}, \partial \Gamma^{n,t}) \right\} = \Delta_{j,\xi}^{n,t} \cdot \min \{ C_2 / \Delta_{j,\xi}^{n,t}, 1 \} \\
&\gtrsim \Delta_{j,\xi}^{n,t}
\end{aligned}$$

due to the uniform upper bound $\Delta_{j,\xi}^{n,t} \leq C_3$; see (24) in Lemma 5.4. Thus, we finally conclude that

$$\left| \left\langle \varphi_n u, \widetilde{\psi}_{j,\xi}^{\partial\Omega} \right\rangle \right| \lesssim 2^{-kj} (\Delta_{j,\xi}^{n,t})^{\varrho-k} \left\| \delta_{n,t}^{k-\varrho} \cdot |\nabla^k(\varphi_n u)_{n,t}|_2 \Big|_{L_2(R_{n,t}^{-1}(B_{j,\xi}))} \right\| \quad (40)$$

holds true for all $j \geq j^*$, $n \in \{1, \dots, N\}$, $t \in \{1, \dots, T_n\}$, $a \in \mathbb{N}$, and $\xi \in \nabla_{j,\text{int}}^{n,t}(a)$.

Step 3. Here we combine the splitting (39) from Step 1 with the individual upper bounds (40) from the previous step. By definition of the index sets $\nabla_{j,\text{int}}^{n,t}(a)$ – see (26) – we know that $2^{-kj} (\Delta_{j,\xi}^{n,t})^{\varrho-k} < a^{\varrho-k} \cdot 2^{-j\varrho}$. Hence, for $\tau > 0$ and $j \geq j^*$ we obtain

$$\begin{aligned}
&\sum_{\xi \in \nabla_{j,\text{int}}^{n,t}} \left| \left\langle u, \widetilde{\psi}_{j,\xi}^{\partial\Omega} \right\rangle \right|^\tau \\
&\lesssim 2^{-j\varrho\tau} \sum_{n=1}^N \sum_{t=1}^{T_n} \left(\sum_{a=1}^{\infty} \sum_{\xi \in \nabla_{j,\text{int}}^{n,t}(a)} a^{\tau(\varrho-k)} \left\| \delta_{n,t}^{k-\varrho} \cdot |\nabla^k(\varphi_n u)_{n,t}|_2 \Big|_{L_2(R_{n,t}^{-1}(B_{j,\xi}))} \right\|^\tau \right).
\end{aligned}$$

If we restrict ourselves to $1/2 < 1/\tau < \infty$ then the double sum within the brackets can be estimated by Hölder's inequality using the conjugate exponents $p := 2/(2-\tau)$ and $p' := 2/\tau$:

$$(\dots) \leq \left[\sum_{a,\xi} a^{2\tau(\varrho-k)/(2-\tau)} \right]^{(2-\tau)/2} \left[\sum_{a,\xi} \left\| \delta_{n,t}^{k-\varrho} \cdot |\nabla^k(\varphi_n u)_{n,t}|_2 \Big|_{L_2(R_{n,t}^{-1}(B_{j,\xi}))} \right\|^2 \right]^{\tau/2}. \quad (41)$$

The second double sum in (41) can be bounded by

$$\sum_{a=1}^{\infty} \sum_{\xi \in \nabla_{j,\text{int}}^{n,t}(a)} \left\| \delta_{n,t}^{k-\varrho} \cdot |\nabla^k(\varphi_n u)_{n,t}|_2 \Big| L_2(R_{n,t}^{-1}(B_{j,\xi})) \right\|^2 \lesssim \left\| \delta_{n,t}^{k-\varrho} \cdot |\nabla^k(\varphi_n u)_{n,t}|_2 \Big| L_2(\widetilde{\Gamma}^{n,t}) \right\|^2$$

because $\nabla_{j,\text{int}}^{n,t} = \bigcup_{a=1}^{\infty} \nabla_{j,\text{int}}^{n,t}(a)$ and every point $y \in \widetilde{\Gamma}^{n,t}$ only appears in a uniformly bounded number of balls $R_{n,t}^{-1}(B_{j,\xi})$, $\xi \in \nabla_{j,\text{int}}^{n,t}$. The reason is that, by the properties of the dual wavelets, the same is true for every point $x \in \Gamma^{n,t} \cap F_{i(n,t)} \subset \partial\Omega$ and the sets $\text{supp } \widetilde{\psi}_{j,\xi}^{\partial\Omega}$, $\xi \in \nabla_{j,\text{int}}^{n,t}$; see (14) in Assumption 3.2. Now Lemma 3.1 applied to the function $f_n := \varphi_n u$ (which is, by definition, compactly supported at the boundary of the cone \mathcal{C}_n) allows us to extend the last inequality to

$$\sum_{a=1}^{\infty} \sum_{\xi \in \nabla_{j,\text{int}}^{n,t}(a)} \left\| \delta_{n,t}^{k-\varrho} \cdot |\nabla^k(\varphi_n u)_{n,t}|_2 \Big| L_2(R_{n,t}^{-1}(B_{j,\xi})) \right\|^2 \lesssim \|\varphi_n u | X_{\varrho}^k(\partial\mathcal{C}_n)\|^2.$$

So let us turn to the first double sum in (41). From (27) it follows that

$$\sum_{a=1}^{\infty} \sum_{\xi \in \nabla_{j,\text{int}}^{n,t}(a)} a^{2\tau(\varrho-k)/(2-\tau)} \lesssim 2^j \sum_{a=1}^{\infty} a^{2\tau(\varrho-k)/(2-\tau)} \lesssim 2^j$$

since the exponent of a is strictly smaller than -1 if and only if $1/\tau < 1/2 + k - \varrho$ which directly follows from our assumptions.

Combining all the estimates from this step leads to

$$\begin{aligned} \sum_{\xi \in \nabla_{j,\text{int}}} \left| \left\langle u, \widetilde{\psi}_{j,\xi}^{\partial\Omega} \right\rangle \right|^\tau &\lesssim 2^{-j\varrho\tau} \sum_{n=1}^N \sum_{t=1}^{T_n} 2^{j(2-\tau)/2} \|\varphi_n u | X_{\varrho}^k(\partial\mathcal{C}_n)\|^\tau \\ &\lesssim (2^{1-\tau(\varrho+1/2)})^j \sum_{n=1}^N \|\varphi_n u | X_{\varrho}^k(\partial\mathcal{C}_n)\|^\tau \\ &\sim (2^{1-\tau(\varrho+1/2)})^j \|u | X_{\varrho}^k(\partial\Omega)\|^\tau \quad \text{for all } j \geq j^*, \end{aligned}$$

where we used (7) from the definition of $X_{\varrho}^k(\partial\Omega)$, as well as Lemma 6.1, to obtain the last line. Note that the latter estimate remains valid also for $\tau = 2$. In this case we do not need Hölder's inequality since we may estimate $a^{\tau(\varrho-k)}$ simply by one.

In order to prove the claim (28), we now only need to check that

$$2^{1-\tau(\varrho+1/2)} < 1, \tag{42}$$

since then the sum over $j \geq j^*$ will converge. But the condition (42) is obviously fulfilled, because it is equivalent to our assumption $1/\tau < 1/2 + \varrho$. \blacksquare

Acknowledgements

We like to thank H. Harbrecht, B. Scharf, as well as C. Hartmann, and F. Eckhardt for valuable discussions and remarks.

References

- [1] A. Barinka, T. Barsch, P. Charton, A. Cohen, S. Dahlke, W. Dahmen, and K. Urban. Adaptive wavelet schemes for elliptic problems: Implementation and numerical experiments. *SIAM J. Sci. Comput.*, 23(3):910–939, 2001.
- [2] J. Bergh and J. Löfström. *Interpolation Spaces. An Introduction*. Grundlehren der mathematischen Wissenschaften. Springer-Verlag, Berlin, 1976.
- [3] C. Canuto, A. Tabacco, and K. Urban. The wavelet element method part I: Construction and analysis. *Appl. Comput. Harmon. Anal.*, 6(1):1–52, 1999.
- [4] C. Canuto, A. Tabacco, and K. Urban. The wavelet element method part II: Realization and additional features in 2D and 3D. *Appl. Comput. Harmon. Anal.*, 8(2):123–165, 2000.
- [5] P. Cioica, S. Dahlke, S. Kinzel, F. Lindner, T. Raasch, K. Ritter, and R. Schilling. Spatial Besov regularity for stochastic partial differential equations on Lipschitz domains. *Studia Math.*, 207(3):197–234, 2011.
- [6] A. Cohen, W. Dahmen, and R. A. DeVore. Adaptive wavelet methods for elliptic operator equations: Convergence rates. *Math. Comp.*, 70:27–75, 2001.
- [7] A. Cohen, W. Dahmen, and R. A. DeVore. Adaptive wavelet methods II: Beyond the elliptic case. *Found. Comput. Math.*, 2(3):203–245, 2002.
- [8] A. Cohen, W. Dahmen, and R. A. DeVore. Adaptive wavelet schemes for nonlinear variational problems. *SIAM J. Numer. Anal.*, 41(5):1785–1823, 2003.
- [9] A. Cohen and R. Masson. Wavelet adaptive method for second order elliptic problems: Boundary conditions and domain decomposition. *Numer. Math.*, 86(2):193–238, 2000.
- [10] M. Costabel. Boundary integral operators on Lipschitz domains: Elementary results. *SIAM J. Math. Anal.*, 19(3):613–626, 1988.

- [11] B. E. Dahlberg and C. E. Kenig. Hardy spaces and the Neumann problem in L^p for Laplace's equation in Lipschitz domains. *Ann. Math. (2)*, 125:437–465, 1987.
- [12] S. Dahlke. Besov regularity for elliptic boundary value problems on polygonal domains. *Applied Mathematics Letters*, 12:31–38, 1999.
- [13] S. Dahlke. Besov regularity for the Stokes problem. In W. Haußmann, K. Jetter, and M. Reimer, editors, *Advances in Multivariate Approximation*, pages 129–138, Berlin, 1999. Wiley VCH, Mathematical Research 107.
- [14] S. Dahlke, W. Dahmen, and R. A. DeVore. Nonlinear approximation and adaptive techniques for solving elliptic operator equations. In W. Dahmen, A. Kurdila, and P. Oswald, editors, *Multiscale Wavelet Methods for Partial Differential Equations*, pages 237–283, San Diego, 1997. Academic Press.
- [15] S. Dahlke, W. Dahmen, R. Hochmuth, and R. Schneider. Stable multiscale bases and local error estimation for elliptic problems. *Appl. Numer. Math.*, 23(1):21–48, 1997.
- [16] S. Dahlke, W. Dahmen, and K. Urban. Adaptive wavelet methods for saddle point problems – Optimal convergence rates. *SIAM J. Numer. Anal.*, 40(4):1230–1262, 2002.
- [17] S. Dahlke and R. A. DeVore. Besov regularity for elliptic boundary value problems. *Comm. Partial Differential Equations*, 22(1-2):1–16, 1997.
- [18] S. Dahlke, E. Novak, and W. Sickel. Optimal approximation of elliptic problems by linear and nonlinear mappings II. *J. Complexity*, 22(4):549–603, 2006.
- [19] S. Dahlke and W. Sickel. Besov regularity for the poisson equation in smooth and polyhedral cones. In V. Mazya, editor, *Sobolev Spaces in Mathematics II, Applications to Partial Differential Equations*, pages 123–146. Springer, 2008.
- [20] S. Dahlke and W. Sickel. On Besov regularity of solutions to nonlinear elliptic partial differential equations. *Rev. Mat. Complut.*, 26(1):115–145, 2013.
- [21] W. Dahmen. Wavelet and multiscale methods for operator equations. *Acta Numer.*, 6: 55–228, 1997.
- [22] W. Dahmen, H. Harbrecht, and R. Schneider. Adaptive methods for boundary integral equations: Complexity and convergence estimates. *Math. Comp.*, 76:1243–1274, 1998.
- [23] W. Dahmen and R. Schneider. Composite wavelet bases for operator equations. *Math. Comp.*, 68:1533–1567, 1999.

- [24] R. A. DeVore. Nonlinear approximation. *Acta Numer.*, 7:51–150, 1998.
- [25] R. A. DeVore, B. Jawerth, and V. Popov. Compression of wavelet decompositions. *Am. J. Math.*, 114(4):737–785, 1992.
- [26] J. Elschner. The double layer potential operator over polyhedral domains I: Solvability in weighted Sobolev spaces. *App. Anal.*, 45:117–134, 1992.
- [27] M. Frazier and B. Jawerth. A discrete transform and decomposition of distribution spaces. *J. Funct. Anal.*, 93(1):297–318, 1990.
- [28] M. Hansen. N-term approximation rates and Besov regularity for elliptic PDEs on polyhedral domains. Technical report, Preprint 131, DFG-SPP 1324, 2012.
- [29] H. Harbrecht and R. Schneider. Adaptive wavelet Galerkin BEM. In K. Bathe, editor, *Computational Fluid and Solid Mechanics 2003*, pages 1982–1986. Elsevier, 2003.
- [30] H. Harbrecht and R. Schneider. Biorthogonal wavelet bases for the boundary element method. *Math. Nachr.*, 269–270:167–188, 2004.
- [31] H. Harbrecht and R. Stevenson. Wavelets with patchwise cancellation properties. *Math. Comp.*, 75:1871–1889, 2006.
- [32] L. I. Hedberg and Y. Netrusov. *An Axiomatic Approach to Function Spaces, Spectral Synthesis, and Luzin Approximation*. Memoirs of the AMS, Providence, RI, 2007.
- [33] D. S. Jerison and C. E. Kenig. The Dirichlet problem in non-smooth domains. *Ann. Math. (2)*, 113:367–382, 1981.
- [34] D. S. Jerison and C. E. Kenig. The inhomogeneous Dirichlet problem in Lipschitz domains. *J. Funct. Anal.*, 130(1):161–219, 1995.
- [35] N. Kalton, S. Mayboroda, and M. Mitrea. Interpolation of Hardy-Sobolev-Besov-Triebel-Lizorkin spaces and applications to problems in partial differential equations. In L. De Carli and M. Milman, editors, *Interpolation Theory and Applications (Contemporary Mathematics 445)*, pages 121–177, Providence, RI, 2007. Amer. Math. Soc.
- [36] J. Kappei. Adaptive frame methods for nonlinear elliptic problems. *Appl. Anal.*, 90(8):1323–1535, 2011.
- [37] C. E. Kenig. *Harmonic Analysis Techniques for Second Order Elliptic Boundary Value Problems*, volume 83 of *Regional Conference Series in Mathematics*. American Mathematical Society, Providence, RI, 1994.

- [38] V. G. Maz'ya and B. A. Plamenevskiĭ. The first boundary value problem for the classical equations of mathematical physics in domains with piecewise smooth boundaries I. *Zeitschr. Anal. Anwend.*, 2:335–359, 1983.
- [39] O. Mendez and M. Mitrea. The Banach envelopes of Besov and Triebel-Lizorkin spaces and applications to partial differential equations. *J. Fourier Anal. Appl.*, 6(5):503–531, 2000.
- [40] G. Of, O. Steinbach, and W. L. Wendland. The fast multipole method for symmetric boundary integral formulation. *IMA J. Numer. Anal.*, 26(2):272–296, 2006.
- [41] T. Runst and W. Sickel. *Sobolev Spaces of Fractional Order, Nemytskij Operators and Nonlinear Partial Differential Equations*. de Gruyter, Berlin, 1996.
- [42] S. A. Sauter and C. Schwab. *Boundary Element Methods*, volume 39 of *Springer Series in Computational Mathematics*. Springer-Verlag, Berlin, 2011.
- [43] C. Schneider. Traces in Besov and Triebel–Lizorkin spaces of domains. *Math. Nachr.*, 284:275–302, 2011.
- [44] R. Schneider. *Multiskalen- und Wavelet-Matrixkompression: Analysisbasierte Methoden zur effizienten Lösung großer vollbesetzter Gleichungssysteme*. Teubner, 1998.
- [45] R. Stevenson. Adaptive solution of operator equations using wavelet frames. *SIAM J. Numer. Anal.*, 41(3):1074–1100, 2003.
- [46] R. Stevenson and M. Werner. A multiplicative Schwarz adaptive wavelet method for elliptic boundary value problems. *Math. Comp.*, 78(266):619–644, 2009.
- [47] H. Triebel. *Theory of Function Spaces III*. Birkhäuser, Basel, 2006.
- [48] G. Verchota. Layer potentials and regularity for the Dirichlet problem for Laplace's equation in Lipschitz domains. *J. Funct. Anal.*, 59:572–611, 1984.
- [49] M. Werner. *Adaptive Wavelet Frame Domain Decomposition Methods for Elliptic Operator Equations*. Logos-Verlag, 2009.

Stephan Dahlke and Markus Weimar
Philipps-University Marburg
Faculty of Mathematics and Computer Science, Workgroup Numerics and Optimization
Hans-Meerwein-Straße, Lahnberge
35032 Marburg, Germany
{dahlke, weimar}@mathematik.uni-marburg.de